

T		R		FW		sec	1/4	1/4	1/4 No.

Kansas State Dept. Of Health
(Water Well Contractors)
Forbes-Bldg. 740
Topeka, Kansas 66620


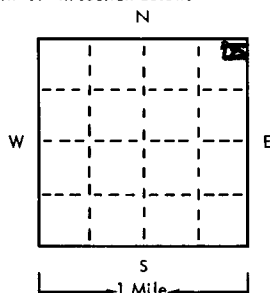
1 Location of well:	County <i>Saline</i>	Township name <i>Walnut</i>	Fraction <i>N 1/4 N 1/4</i>	Section number <i>5</i>	Town number <i>T 15 S</i>	Range number <i>2 W</i>
---------------------	-------------------------	--------------------------------	--------------------------------	----------------------------	------------------------------	----------------------------

3 Owner of well: Daniel H. Okeson

Street address of well location if in city: Westinghouse Plant

Address: Salina, Ks.

Sketch map:



2

Type and color of material

From

To

Top Soil	0	2
Sandy Clays	2	8
Heavy Clays	8	18
Blue Clays & Fossils Shells	18	41
Marls, Blue Clays & Fossils Shells	41	45
Dark Blue Shales	45	55

4 Well depth: 51 ft. Date of completion 5-21-75
Well diameter 8" in.

5 ☐ Cable tool ☒ Rotary ☐ Driven ☐ Dug
☐ Hollow rod ☐ Jetted ☐ Bored ☐ Reverse rotary

6 Use: ☒ Domestic ☐ Public supply ☐ Industry
☐ Irrigation ☐ Air conditioning ☐ Commercial
☐ Test well ☐ _____

7 Casing: Material API Height: above/below
Threaded ☐ Welded ☒ Surface 12 in.
Diam. _____ Weight _____ lbs./ft. _____
3 in. to 5 1/2 ft. depth Drive shoe? ☐ Yes ☐ No
_____ in. to _____ ft. depth

8 Screen: Certain Tech
 Manufacturer: Certain Tech
 Type: PVC Dia. 5"
 Slot gauge: Y32 Length: 20 ft
 Set between 31 ft. and 54 ft.
 Fittings: Y16 - Y4
 Gravel pack ☒ Yes ☐ No Size range of material: _____

9 Static water level:
30 ft. below land surface Date 5-21-75


10 Pumping level below land surfaces:
48 ft. after 3 hrs. pumping 1 1/2 g.p.m.
 _____ ft. after _____ hrs. pumping _____ g.p.m.
 Estimated maximum yield 1 1/2 g.p.m.

11 Water sample submitted:
☐ Yes ☒ No Date _____

12 Well head completion: 12"
 Pitless adapter Inches above grade

13 Well grouted? ☒ Yes ☐ No
☒ Neat cement ☐ Bentonite ☐ _____
 Depth: From 0 ft. to 12 ft.

14 Nearest source of possible contamination: No Bure
ft. _____ Direction _____ Type _____
Well disinfected upon completion? ☐ Yes ☐ No

15 Pump:  Not installed

Manufacturer's name _____

Model number _____ HP _____ Volts _____

Length of drop pipe _____ ft. capacity _____ g.m.p.

Type:

<input type="checkbox"/> Submersible	<input type="checkbox"/> Turbine
<input type="checkbox"/> Jet	<input type="checkbox"/> Reciprocating
<input type="checkbox"/> Centrifugal	<input type="checkbox"/> Other

16 Remarks: elevation

No Buildings on this lot yet.

Topography:

- ☐ Hill
- ☐ Slope
- ☐ Upland
- ☐ Volley

17 Water well contractor's certification:

This well was drilled under my jurisdiction and this report is true to the best of my knowledge and belief.

Peterson Bros 138
Business name License No

Address Box 150 Lindsborg, Kans
Signed Walter Blum Date 5-21-75
Authorized representative