NABORS COMPLETION & PRODUCTION SERVICES CO.

DUAL INDUCTION LOG

Company	PICKRELL DRILLING CO., INC.
Well	#3 PETTY "E"
Field	LOCKER NW
County	TREGO
State	KANSAS

Company PICKRELL DRILLING CO., INC.

Well #3 PETTY "E"

Field LOCKER NW

County TREGO State KANSAS

Location: API # : 15-195-22854-0000

330' FNL & 1050' FWL

SEC 30 TWP 13S RGE 21W

Permanent Datum GROUND LEVEL Elevation 2337

Log Measured From KELLY BUSHING 10' A.G.L.

Drilling Measured From KELLY BUSHING

Other Services: CDL/CNL, MEL

Elevation: K.B. 2347, D.F. 2345, G.L. 2337

Date	9/13/13			
Run Number	ONE			
Depth Driller	4165			
Depth Logger	4165			
Bottom Logged Interval	4163			
Top Log Interval	00			
Casing Driller	8 5/8" @ 222			
Casing Logger	220			
Bit Size	7 7/8"			
Type Fluid in Hole	CHEMICAL MUD	CHLORIDES 2400 PPM		
Density / Viscosity	9.4/77			
pH / Fluid Loss	10.5/7.2			
Source of Sample	FLOWLINE			
Rm @ Meas. Temp	.75 @ 89F			
Rmf @ Meas. Temp	.56 @ 89F			
Rmc @ Meas. Temp	.90 @ 89F			
Source of Rmf / Rmc	MEASUREMENT			
Rm @ BHT	.57 @ 117F			
Time Circulation Stopped	2 HOURS			
Time Logger on Bottom				
Maximum Recorded Temperature	117F			
Equipment Number	4010			
Location	HAYS, KANSAS			
Recorded By	JASON CAPPELLUCCI			
Witnessed By	JERRY SMITH			

<<< Fold Here >>>

All interpretations are opinions based on inferences from electrical or other measurements and we cannot and do not guarantee the accuracy or correctness of any interpretation, and we shall not, except in the case of gross or willful negligence on our part, be liable or responsible for any loss, costs, damages, or expenses incurred or sustained by anyone resulting from any interpretation made by any of our officers, agents or employees. These interpretations are also subject to our general terms and conditions set out in our current Price Schedule.

Comments

THANK YOU FOR USING NABORS, HAYS, KS. (785) 628-6395

DIRECTIONS:

I 70 & OGALLAH EXIT - 5 S.TO RD. P - 2 E. TO RD. 350 - 1 S. - E. INTO

NABORS COMPLETION & PRODUCTION SERVICES CO.

MAIN SECTION

SERVICES CO.

Database File: 011780ddn.db
Dataset Pathname: pass3.3
Presentation Format: _dil2
Dataset Creation: Fri Sep 13 23:59:05 2013 by Calc Open-Cased 090629
Charted by: Depth in Feet scaled 1:600

0	Gamma Ray (GAPI)	150
-100	SP (mV)	100

0	RLL3 (Ohm-m)	50
0	RILD (Ohm-m)	50
1000	CILD (mmho/m)	0
50	RILD X10 (Ohm-m)	500
50	RLL3 X10 (Ohm-m)	500

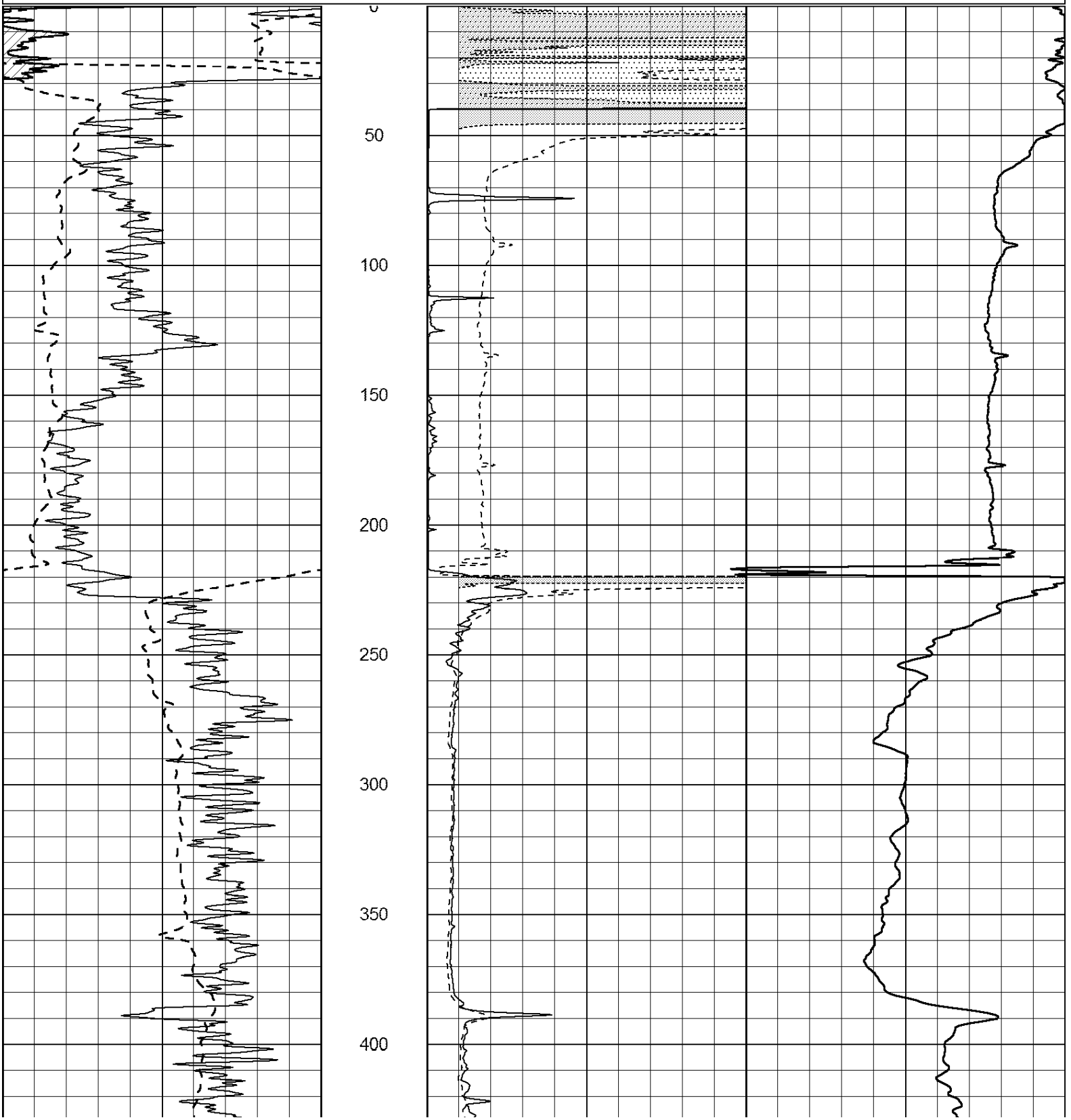

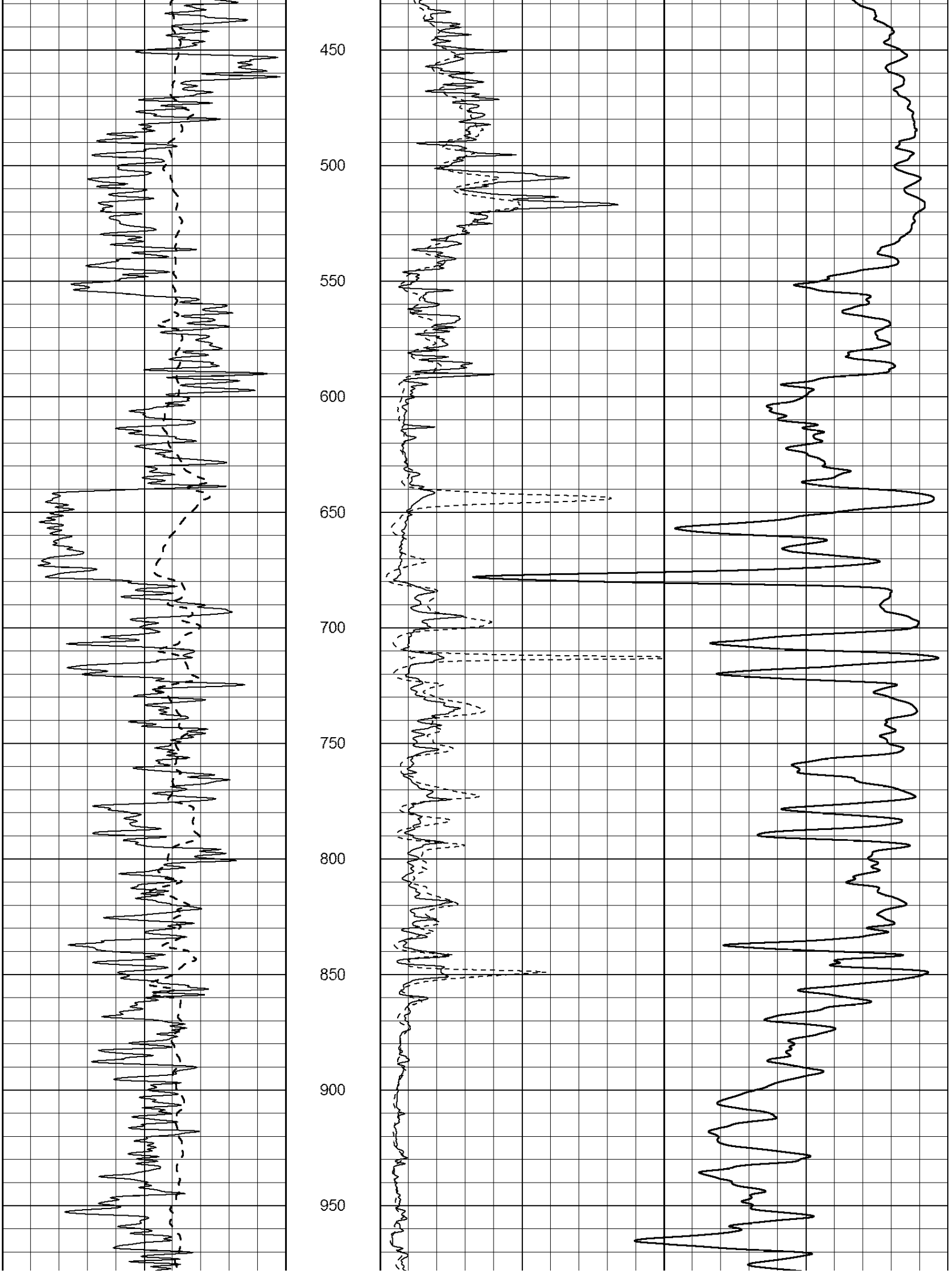
450
500
550
600
650
700
750
800
850
900
950

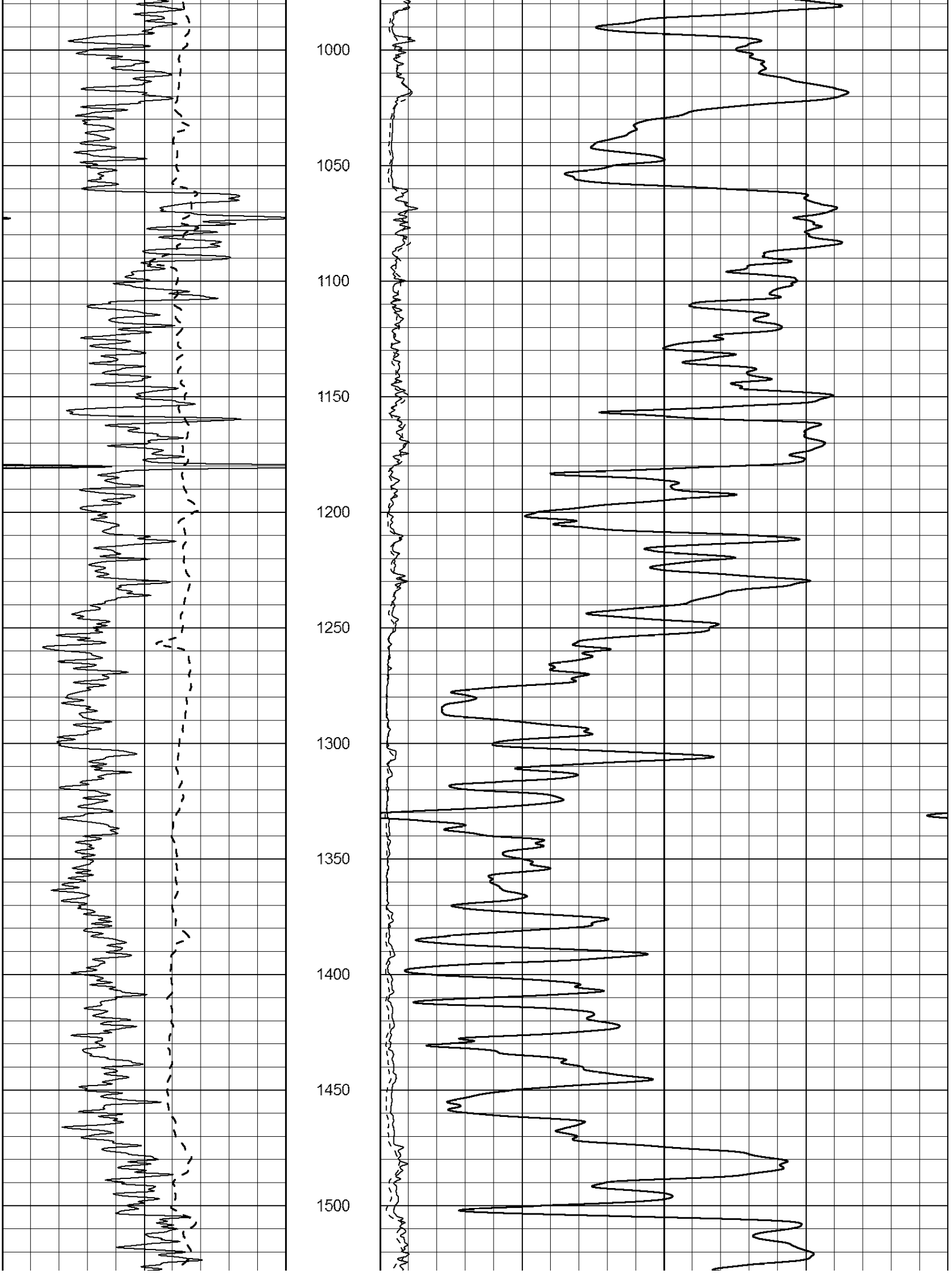
1000
1050
1100
1150
1200
1250
1300
1350
1400
1450
1500

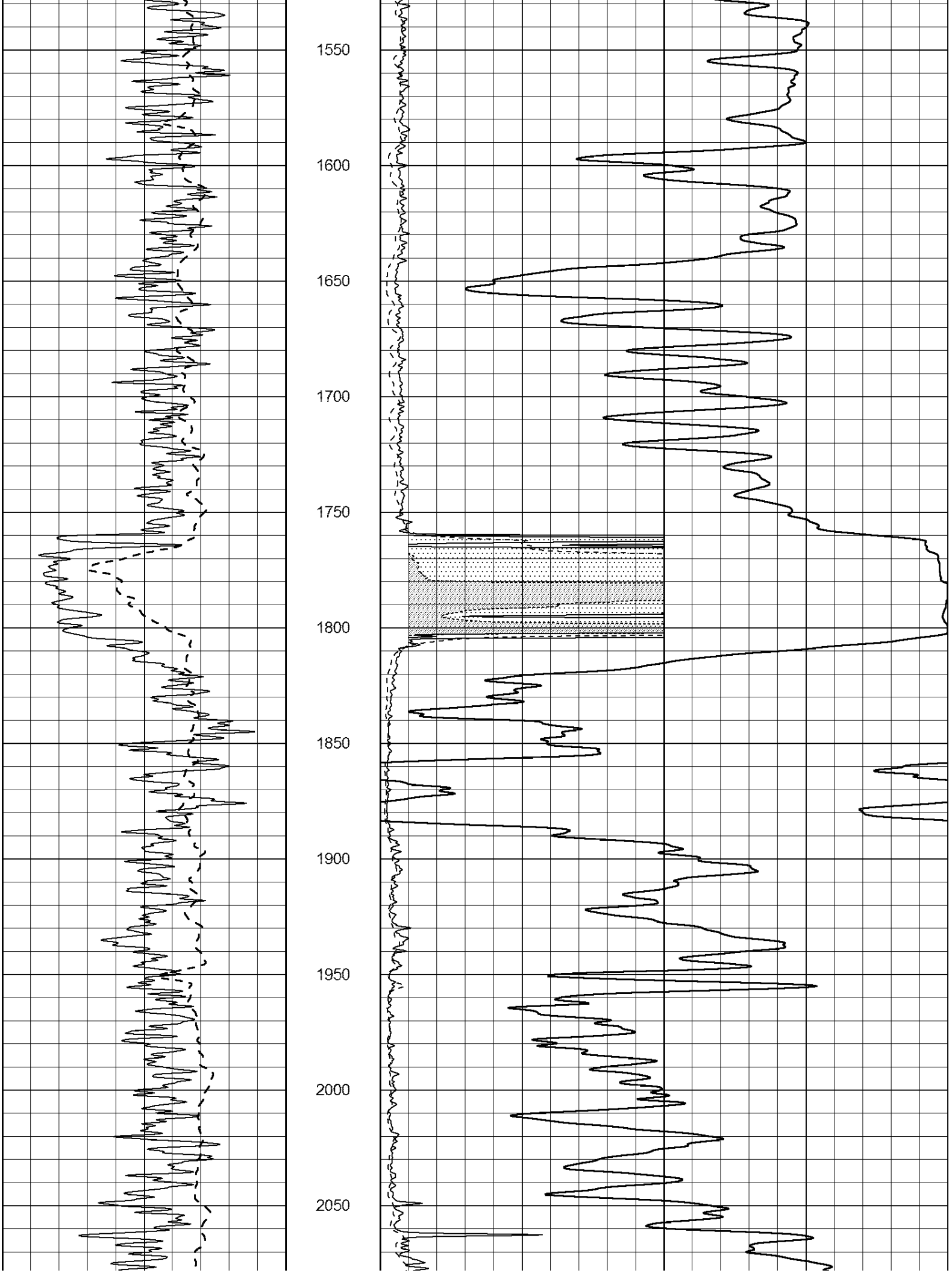
1550
1600
1650
1700
1750
1800
1850
1900
1950
2000
2050

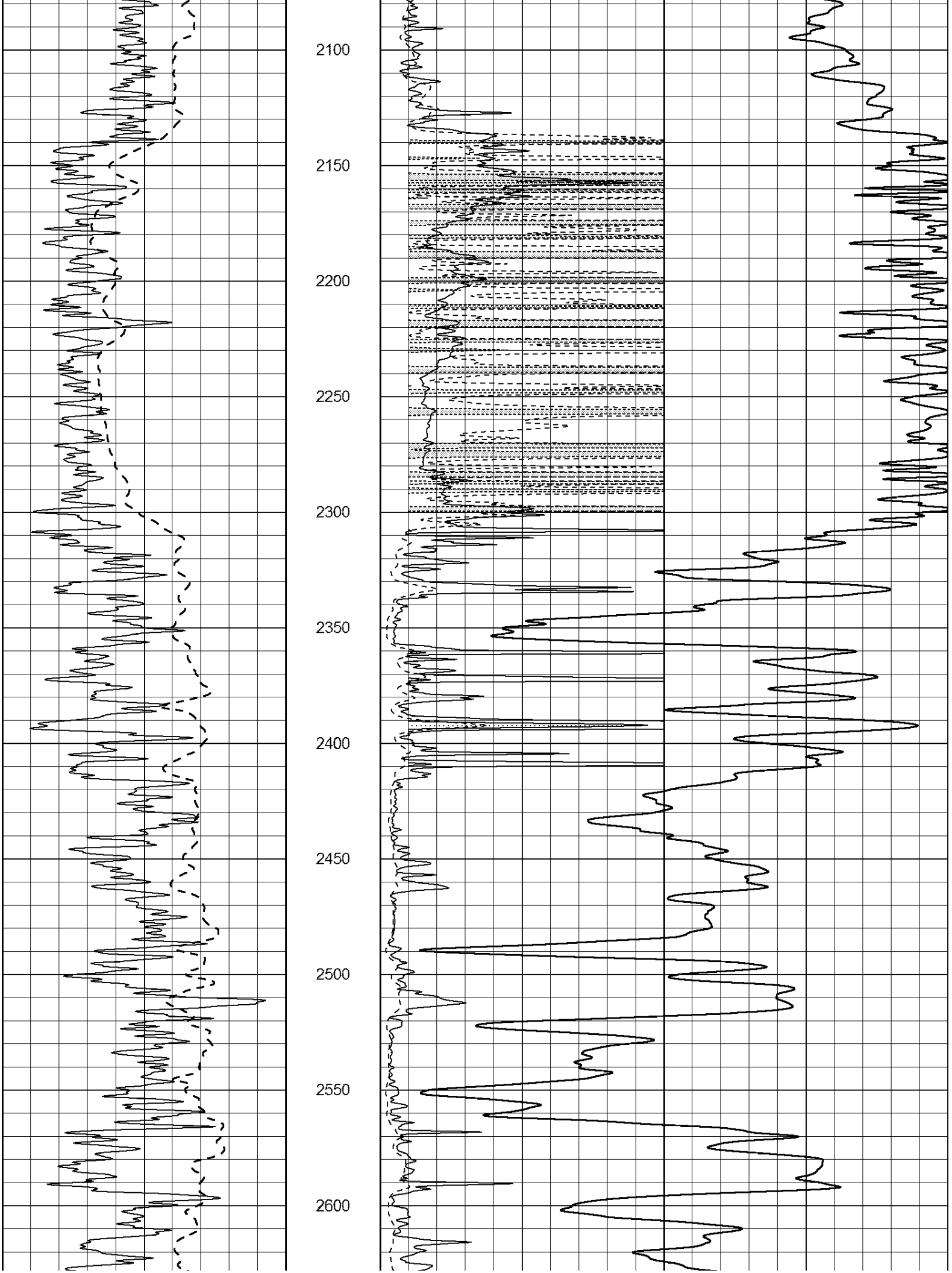
2100
2150
2200
2250
2300
2350
2400
2450
2500
2550
2600

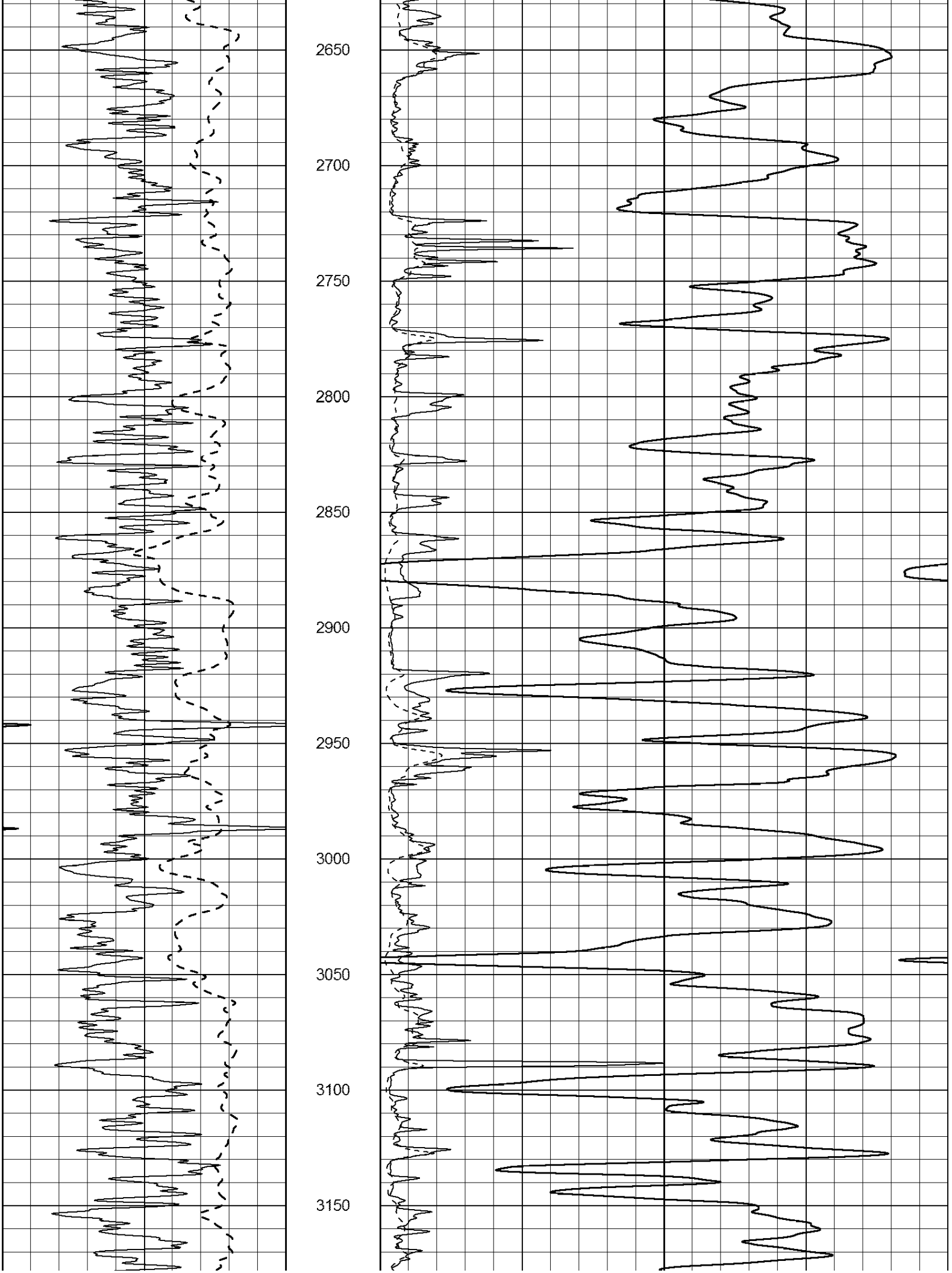
2650
2700
2750
2800
2850
2900
2950
3000
3050
3100
3150

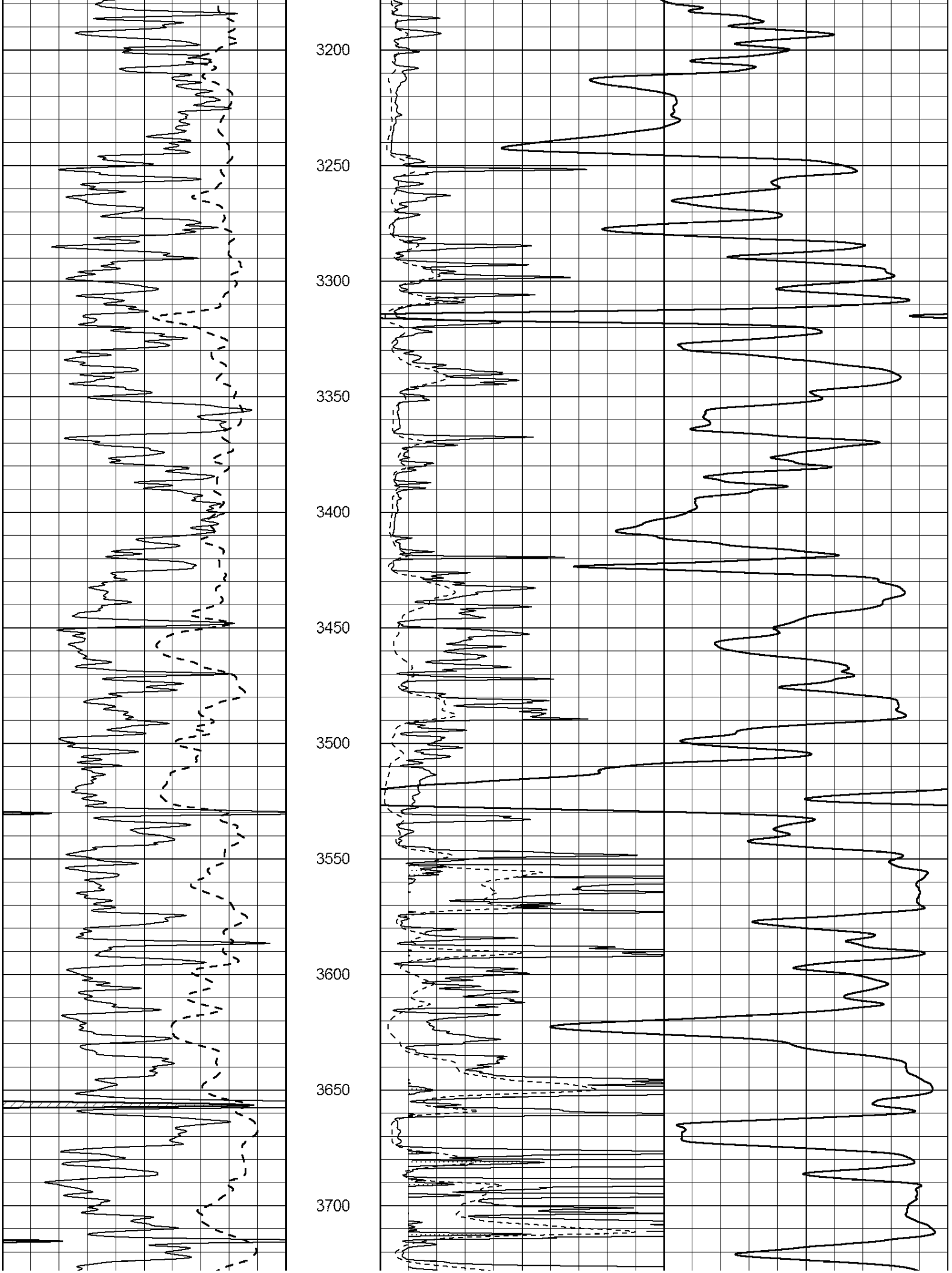
3200
3250
3300
3350
3400
3450
3500
3550
3600
3650
3700

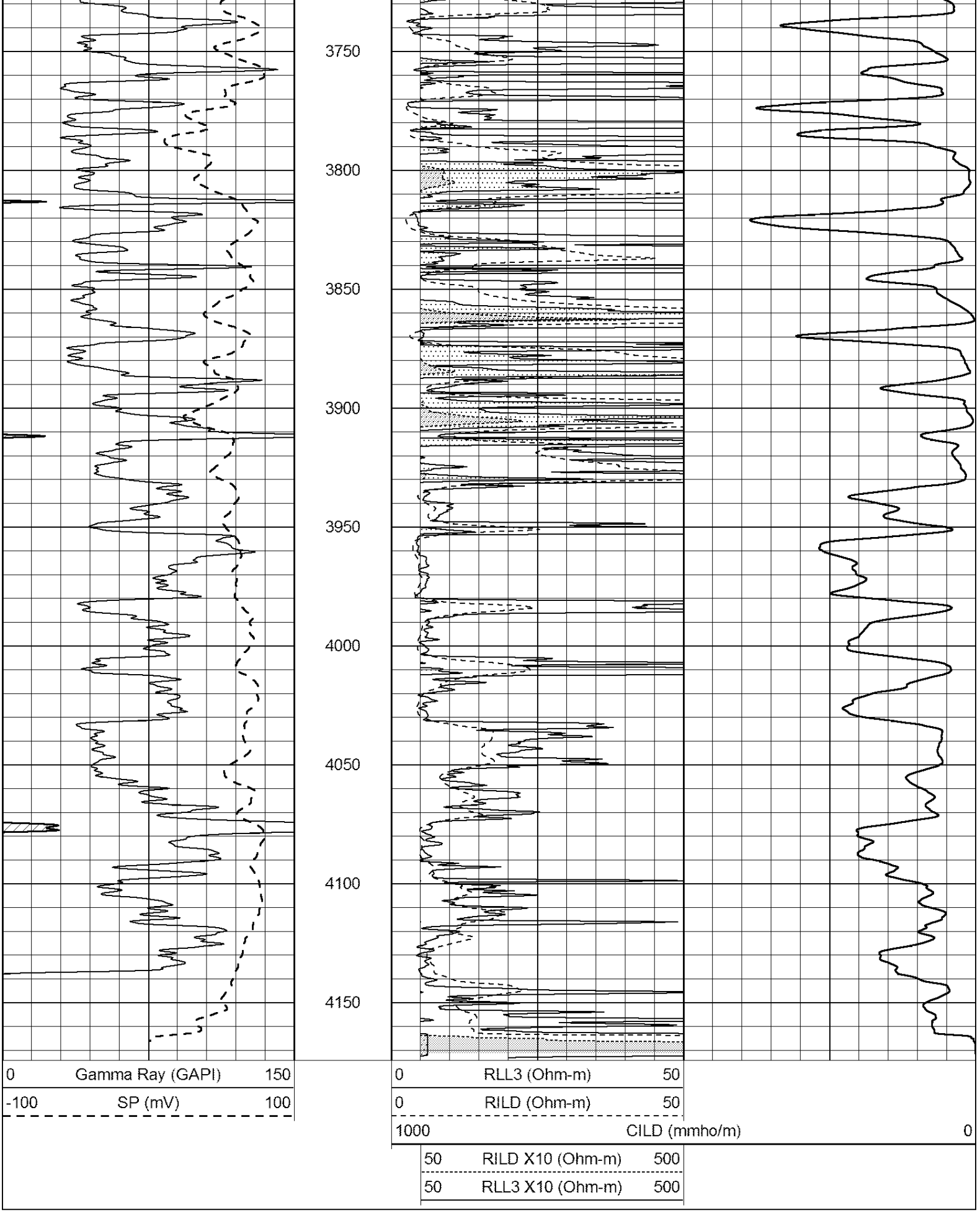

NABORS
COMPLETION

ANHYDRITE

COMPLETION & PRODUCTION SERVICES CO.

ANHYDRITE

Database File: 011780ddn.db
Dataset Pathname: pass3.2
Presentation Format: _dil
Dataset Creation: Fri Sep 13 23:22:30 2013 by Calc Open-Cased 090629
Charted by: Depth in Feet scaled 1:240

0	GAMMA RAY (GAPI)	150
-100	SP (mV)	100
-250	Rxo/Rt	50
0	MINMK	20

0.2	SHALLOW GUARD (Ohm-m)	2000
0.2	DEEP INDUCTION (Ohm-m)	2000
0.2	MEDIUM INDUCTION (Ohm-m)	2000

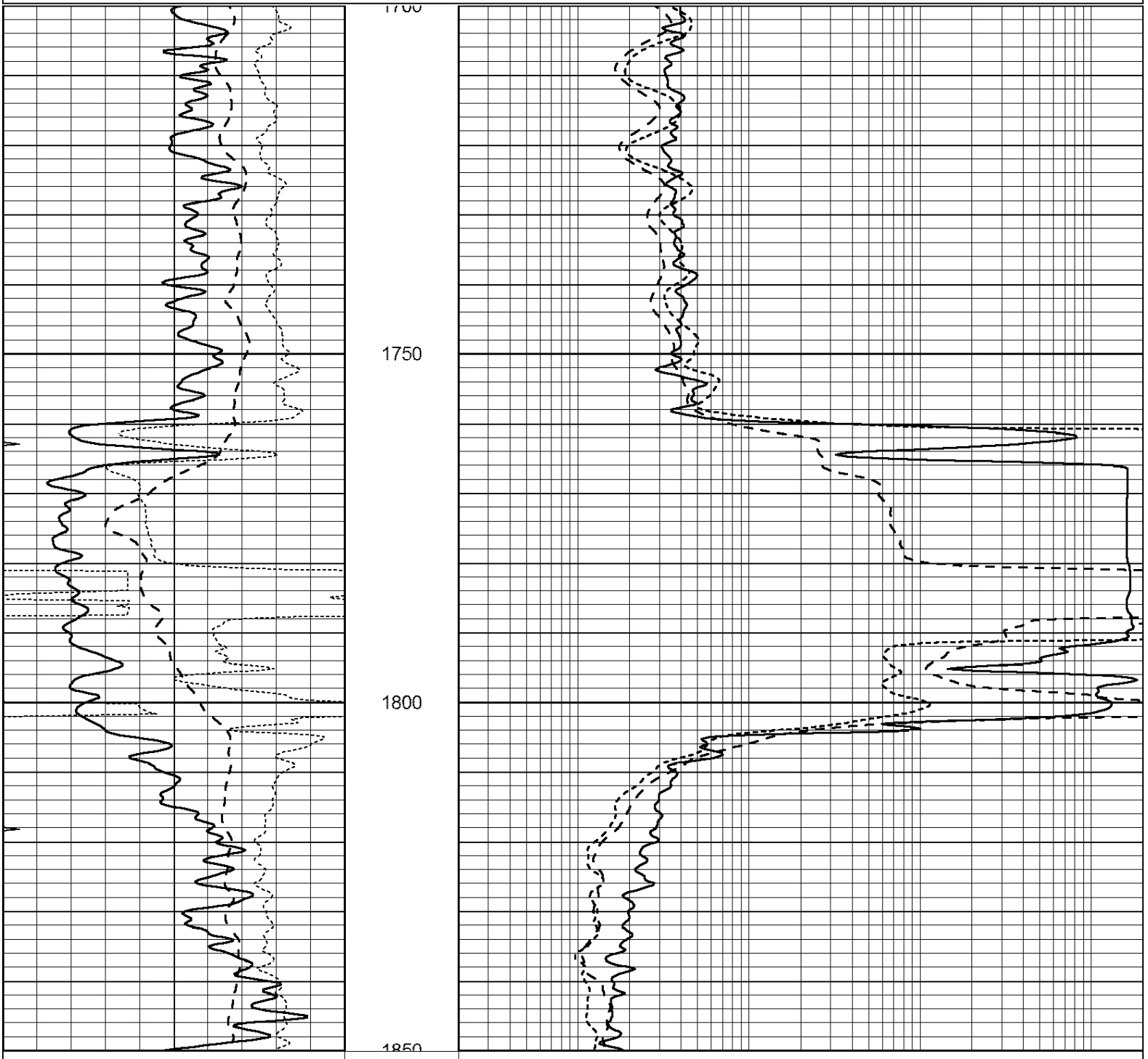

0	GAMMA RAY (GAPI)	150
-100	SP (mV)	100
-250	Rxo/Rt	50

0.2	SHALLOW GUARD (Ohm-m)	2000
0.2	DEEP INDUCTION (Ohm-m)	2000
0.2	MEDIUM INDUCTION (Ohm-m)	2000

0	MINMK	20

NABORS
COMPLETION & PRODUCTION SERVICES CO.

MAIN SECTION

Database File: 011780ddn.db
Dataset Pathname: pass3.1
Presentation Format: _dil
Dataset Creation: Fri Sep 13 23:05:42 2013 by Calc Open-Cased 090629
Charted by: Depth in Feet scaled 1:240

0	GAMMA RAY (GAPI)	150
-100	SP (mV)	100
-250	Rxo/Rt	50
0	MINMK	20

0.2	SHALLOW GUARD (Ohm-m)	2000
0.2	DEEP INDUCTION (Ohm-m)	2000
0.2	MEDIUM INDUCTION (Ohm-m)	2000

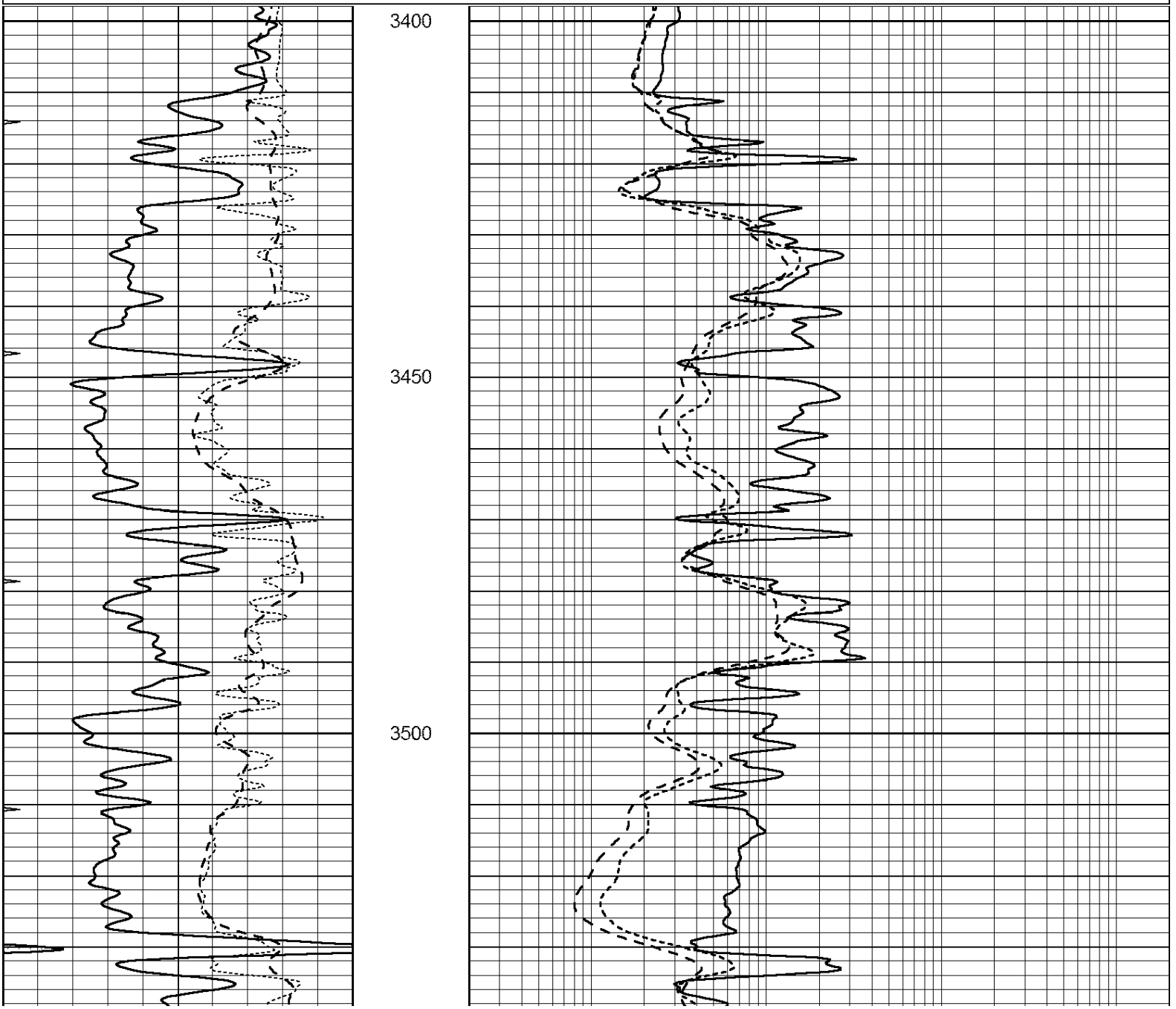

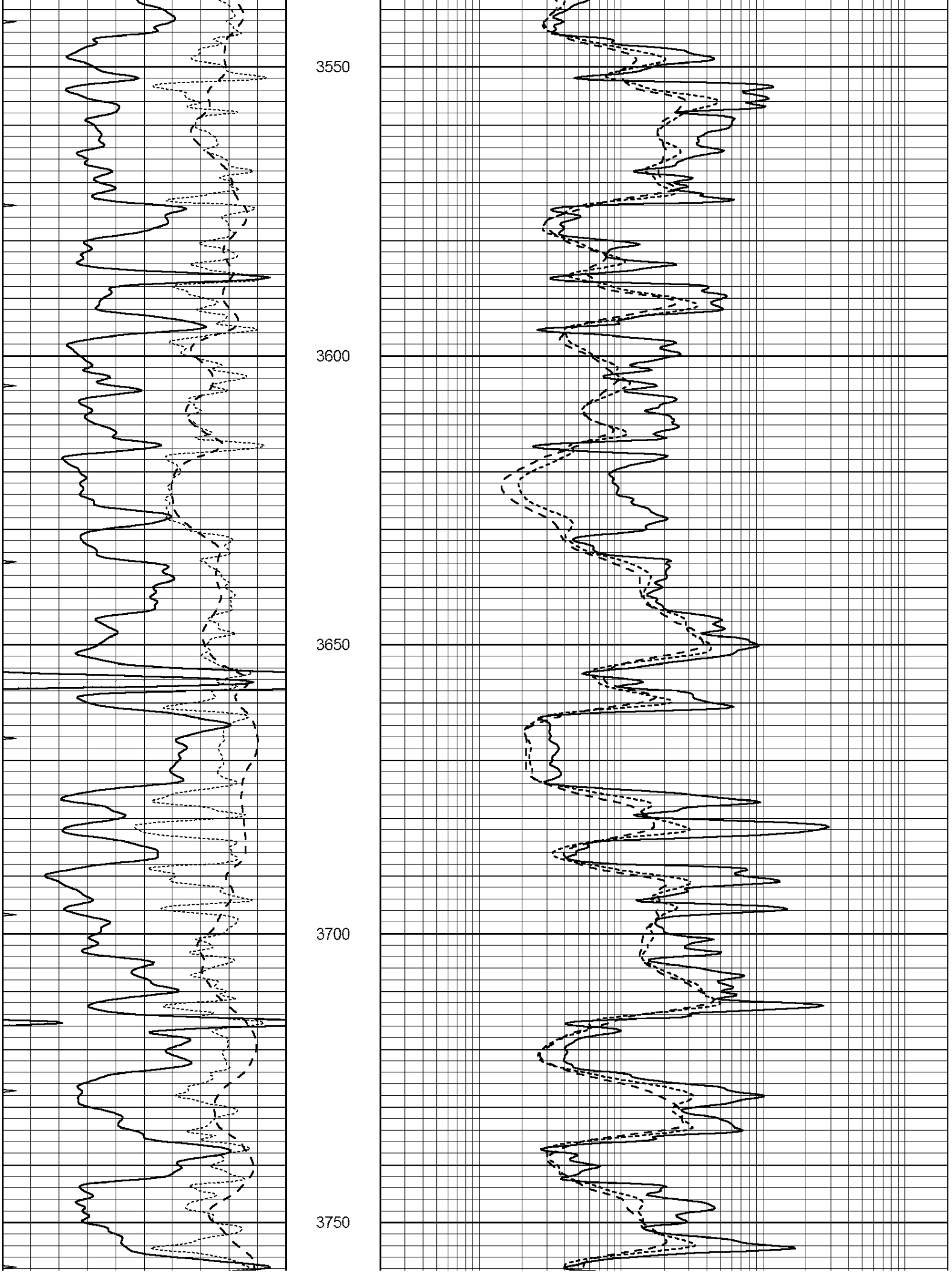
3550
3600
3650
3700
3750

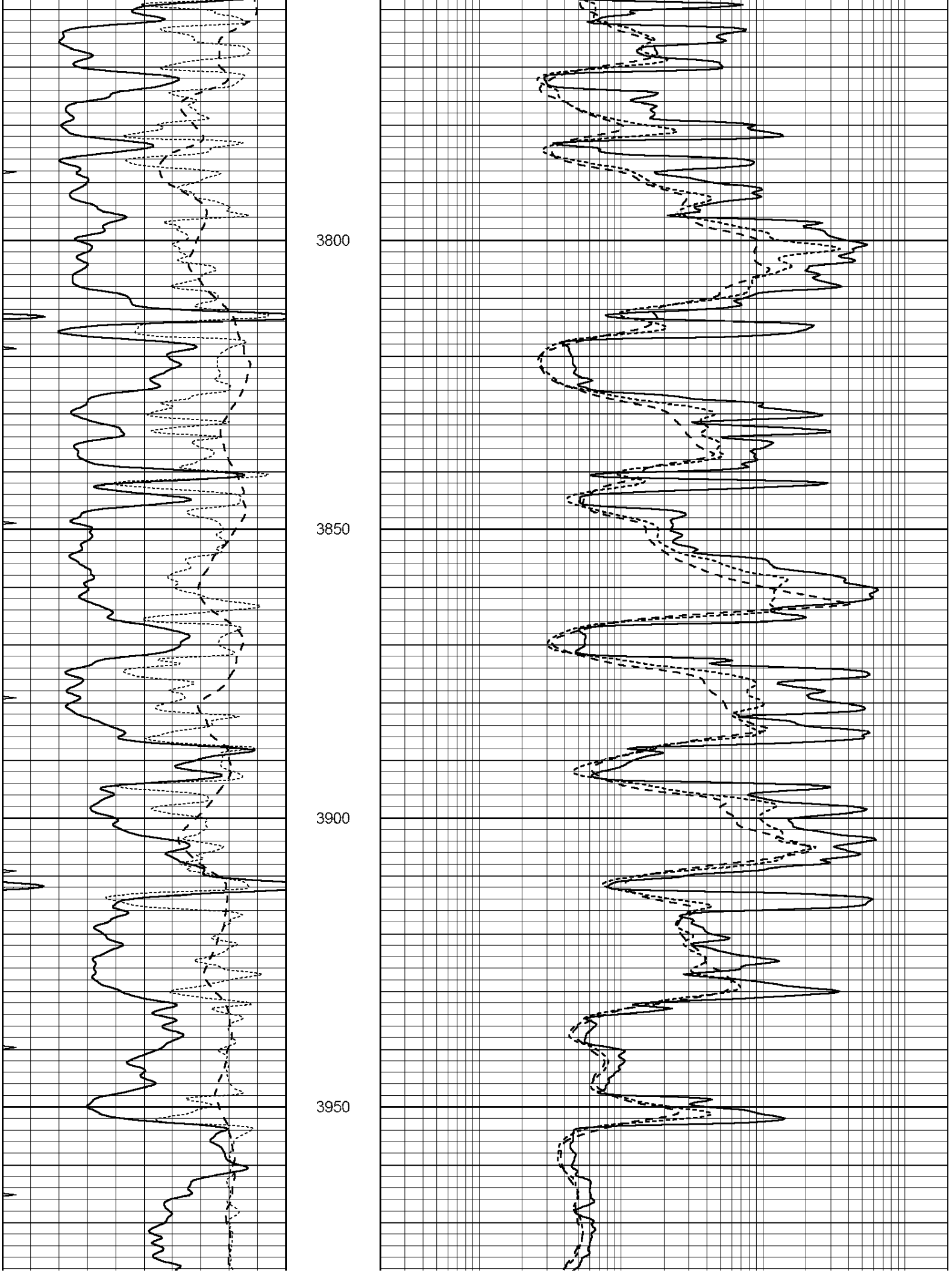
3800
3850
3900
3950

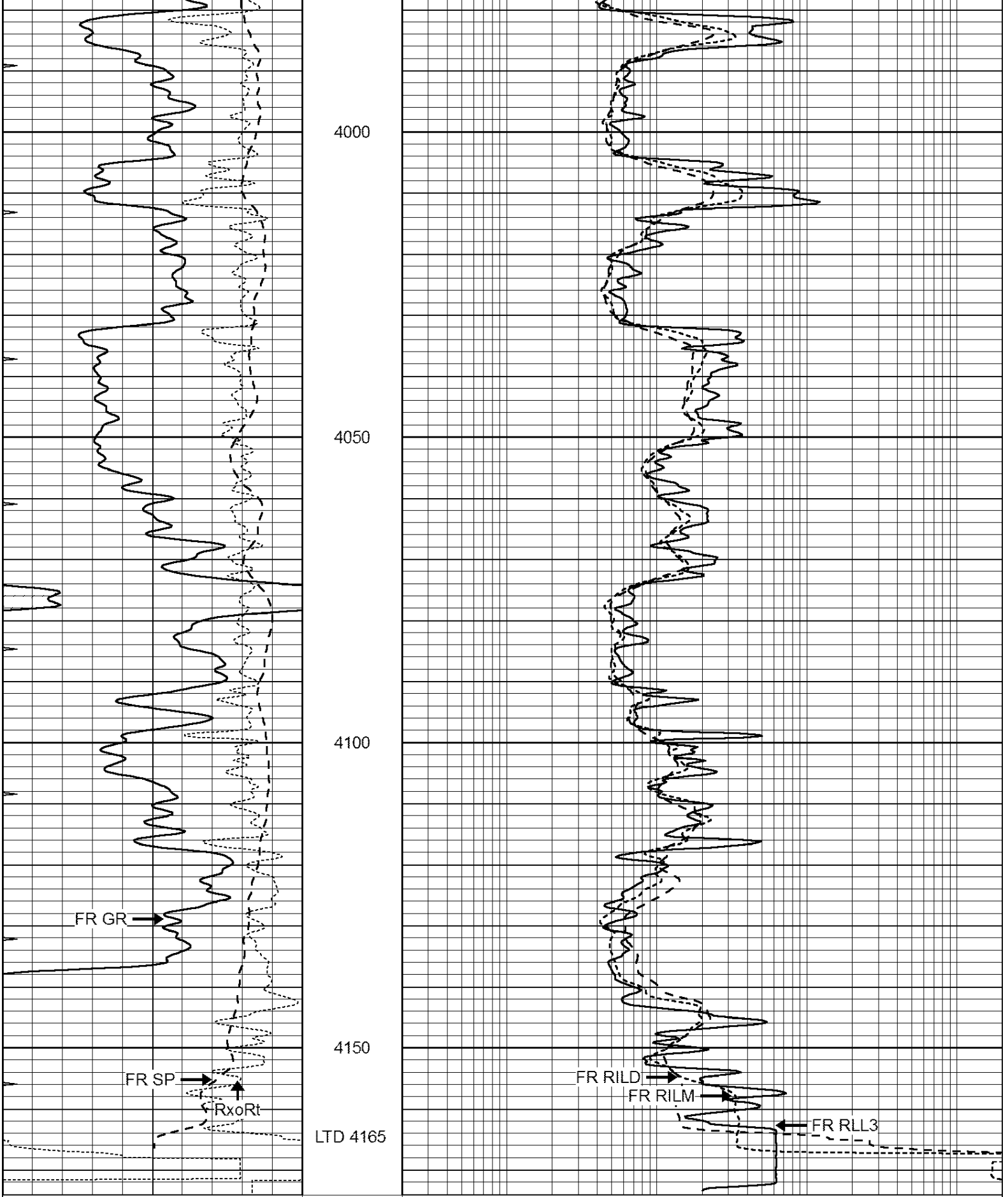

0	GAMMA RAY (GAPI)	150
-100	SP (mV)	100
-250	Rxo/Rt	50
0	MINMK	20

0.2	SHALLOW GUARD (Ohm-m)	2000
0.2	DEEP INDUCTION (Ohm-m)	2000
0.2	MEDIUM INDUCTION (Ohm-m)	2000

NABORS
COMPLETION & PRODUCTION SERVICES CO.

REPEAT SECTION

Database File:	011780ddn.db
Dataset Pathname:	pass2.1
Presentation Format:	_dil
Dataset Creation:	Fri Sep 13 22:55:41 2013 by Calc Open-Cased 090629
Charted by:	Depth in Feet scaled 1:240

0	GAMMA RAY (GAPI)	150
-100	SP (mV)	100
-250	Rxo/Rt	50
0	MINMK	20

0.2	SHALLOW GUARD (Ohm-m)	2000
0.2	DEEP INDUCTION (Ohm-m)	2000
0.2	MEDIUM INDUCTION (Ohm-m)	2000

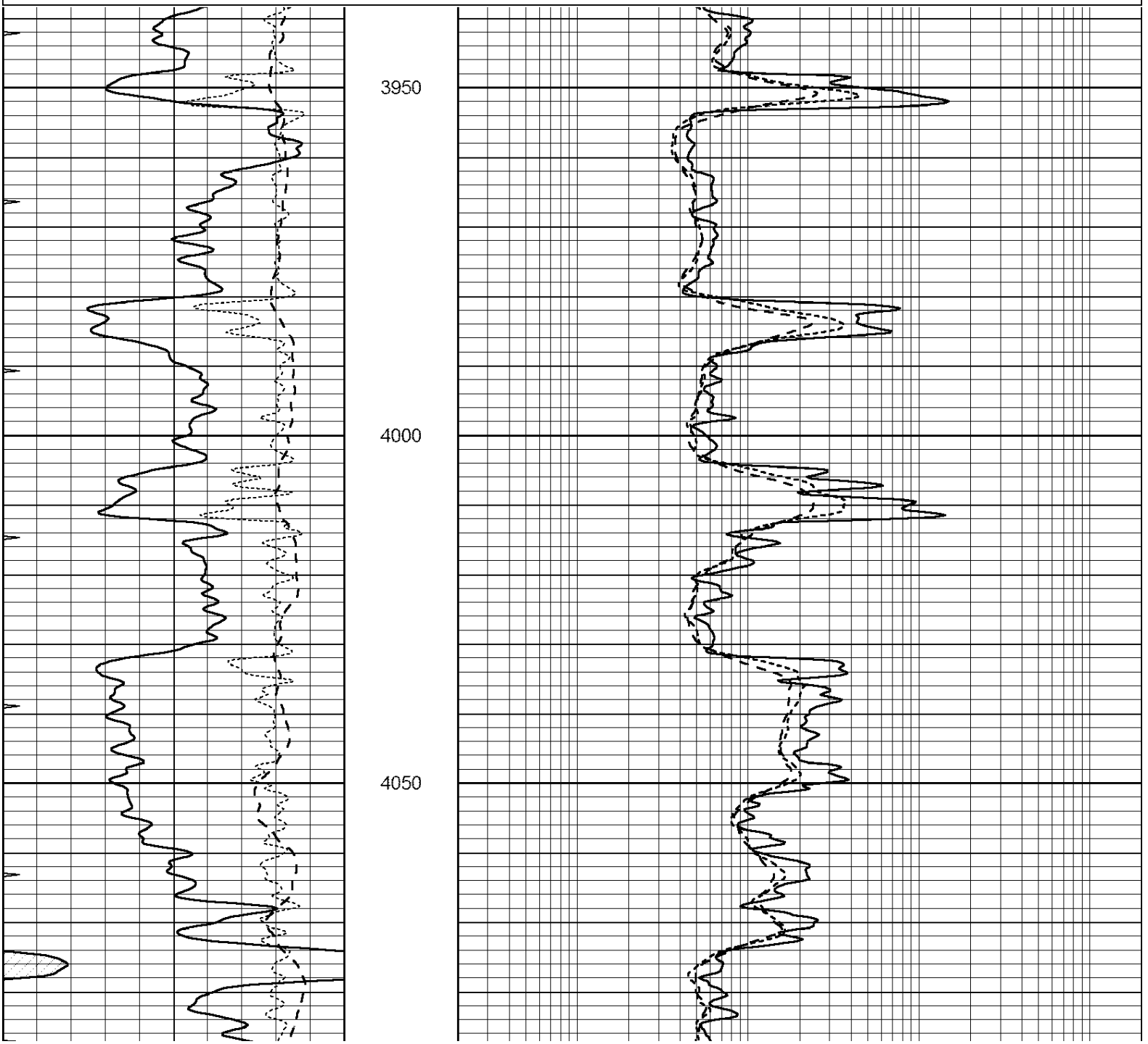

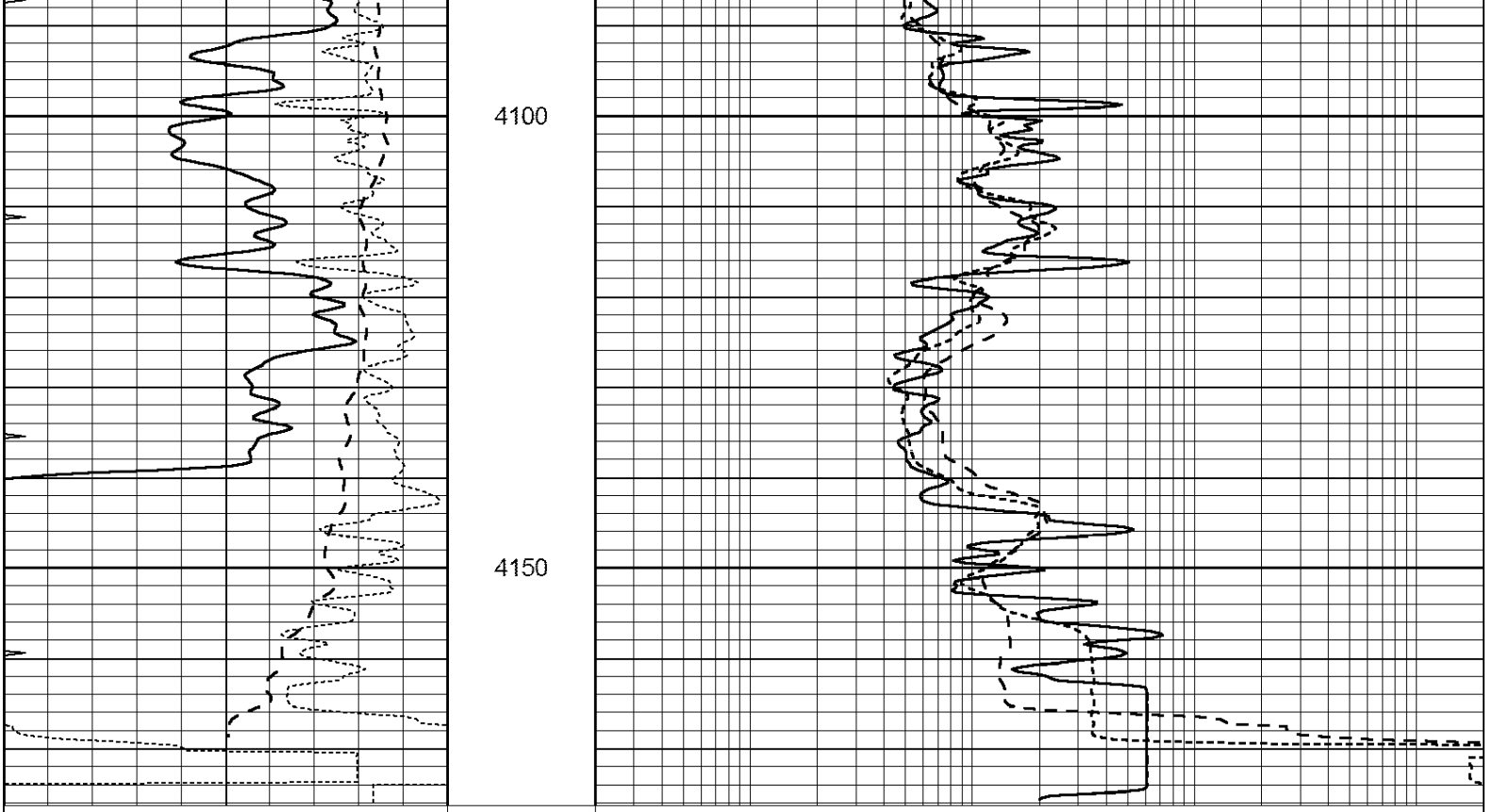

Calibration Report

Database File: 011780ddn.db
Dataset Pathname: pass2.1
Dataset Creation: Fri Sep 13 22:55:41 2013 by Calc Open-Cased 090629

Dual Induction Calibration Report

Serial-Model:	PROBE8-DILG
Surface Cal Performed:	Fri Aug 01 06:33:19 2008
Downhole Cal Performed:	Mon Jul 28 11:08:27 2008
After Survey Verification Performed:	Mon Jul 28 11:08:27 2008

Surface Calibration

	Readings			References			Results	
Loop:	Air	Loop		Air	Loop		m	b
Deep	0.015	0.648	V	0.000	400.000	mmho/m	632.616	-9.730
Medium	0.029	0.796	V	0.000	464.000	mmho/m	605.049	-17.680
Internal:	Zero	Cal		Zero	Cal		m	b
Deep	0.017	0.657	V	0.000	400.000	mmho/m	625.153	-10.619
Medium	0.016	0.757	V	0.000	464.000	mmho/m	625.992	-9.739

Downhole Calibration

	Readings			References			Results	
	Zero	Cal		Zero	Cal		m'	b'
Deep	0.000	0.000	mmho/m	2.011	405.777	mmho/m	1.000	0.000

Medium	0.000	0.000	mmho/m	7.590	503.393	mmho/m	1.000	0.000
LL3		7.500	V		1500.000	Ohm-m		
		0.000	V		20.000	Ohm-m		
		-7.200	V		3800.000	mmho-m		

After Survey Verification

	Readings			Targets			Results	
	Zero	Cal		Zero	Cal		m'	b'
Deep	0.000	0.000	mmho/m	0.000	0.000	mmho/m	0.000	0.000
Medium	0.000	0.000	mmho/m	0.000	0.000	mmho/m	0.000	0.000
LL3		1.000	Ohm-m		1.000	Ohm-m		
		0.000	Ohm-m		0.000	Ohm-m		
		1.000	mmho-m		1.000	mmho-m		

Compensated Density Calibration Report

Serial-Model: GEAR4-GEARHART
Source / Verifier: 143 / 143
Master Calibration Performed: Tue Jun 18 20:13:29 2013
Before Survey Verification Performed:
After Survey Verification Performed:

Master Calibration

	Density		Far Detector	Near Detector	
Magnesium	1.710	g/cc	1075.98	532.39	cps
Aluminum	2.560	g/cc	286.51	422.88	cps

Spine Angle = 80.13 Density/Spine Ratio = 0.633

	Size		Reading	
Small Ring	8.00	in	3.21	V
Large Ring	14.00	in	5.46	V

Before Survey Verification

Target		Measured	
	g/cc		g/cc
	g/cc		g/cc
	g/cc		g/cc

After Survey Verification

Target		Measured	
	g/cc		g/cc
	g/cc		g/cc
	g/cc		g/cc

Compensated Neutron Calibration Report

Serial Number: 6I
Tool Model: G

CALIBRATION

Detector	Readings		Target		Normalization
Short Space	1.00	cps	1.00	cps	1.0000
Long Space	1.00	cps	1.00	cps	1.0000

PRE-SURVEY VERIFICATION

Detector	Readings	Measured	Target

1)	Short Space	cps		
	Long Space	cps	pu	pu
2)	Short Space	cps		
	Long Space	cps	pu	
3)	Short Space	cps		
	Long Space	cps	pu	

POST-SURVEY VERIFICATION

	Detector	Readings	Measured	Target
1)	Short Space	cps		
	Long Space	cps	pu	pu
2)	Short Space	cps		
	Long Space	cps	pu	pu
3)	Short Space	cps		
	Long Space	cps	pu	pu

Gamma Ray Calibration Report

Serial Number:	#8	
Tool Model:	OPEN	
Performed:	Tue Jun 18 19:34:11 2013	
Calibrator Value:	150.0	GAPI
Background Reading:	0.0	cps
Calibrator Reading:	175.0	cps
Sensitivity:	0.8371	GAPI/cps