HALLIBURTON

MICROLOG

COMPANY	RUSSELL OIL, INC.
WELL	RUMBACK B #21-2
FIELD/BLOCK	RUMBACK
COUNTY	LOGAN
STATE	KANSAS

API No. 15-109-21555-00-00

Location (SHL) NW SW NE NE
952' FNL & 1313' FEL

Sect. 21 Twp. 11S Rge. 32W

Other Services:
ACRT
SDL-DSN
MICLOG

Permanent Datum	GL	Elev. 3017.0 ft	Elev.: K.B. 3022.0 ft
Log measured from	KB	, 5.0 ft above perm. Datum	D.F. 3021.0 ft
Drilling measured from	KB		G.L. 3017.0 ft

Date		08-Aug-18					
Run No.		1					
Depth - Driller		4690.0 ft					
Depth - Logger		4692.0 ft					
Bottom - Logged Interval		4682					
Top - Logged Interval		2400					
Casing - Driller		8.625 in	@ 345.0 ft	@		@	
Casing - Logger		344.0 ft					
Bit Size		7.875 in		@		@	
Type Fluid in Hole		Water Based Mud					
Density	Viscosity	8.90 g/cc	55.00 s/qt				
PH	Fluid Loss	10.00 pH	6.8 cptm				
Source of Sample		FLOWLINE					
Rm @ Meas. Temperature		0.78 ohmm	@ 88.00 degF	@		@	
Rmf @ Meas. Temperature		0.61 ohmm	@ 85.00 degF	@		@	
Rmc @ Meas. Temperature		0.96 ohmm	@ 85.00 degF	@		@	
Source Rmf	Rmc	MEAS	MEAS				
Rm @ BHT		0.55 ohmm	@ 128.0 degF	@		@	
Time Since Circulation		09:00 hr					
Time on Bottom		08-Aug-18 13:29					
Max. Rec. Temperature		128.00 degF	@ 4692.0 ft	@		@	
Equipment	Location	12156883	EL RENO				
Recorded By		WHITLOCK					
Witnessed By		KITT NOAH					

Fold here

PGM Version: WL INSITE R5.6.3 (Build 4)

API No.: 15-109-21555-00-00

Service Ticket No.: 905046367

CHANGE IN MUD TYPE OR ADDITIONAL SAMPLE

Date	Sample No.	Type Log	Depth	Scale Up Hole	Scale Down Hole
Depth-Driller					
Type Fluid in Hole					
Density	Viscosity				
Ph	Fluid Loss				

RESISTIVITY SCALE CHANGES

RESISTIVITY EQUIPMENT DATA

	Run No.	Tool Type & No.	Pad Type	Tool Pos.	Other
Source of Sample					
Rm @ Meas. Temp	@				
Rmf @ Meas. Temp.	@				
Rmc @ Meas. Temp.	@				
Source Rmf	Rmc				
Rm @ BHT	@				
Rmf @ BHT	@				
Rmc @ BHT	@				

EQUIPMENT DATA

	GAMMA	ACOUSTIC	DENSITY	NEUTRON
Run No.				
Serial No.				
Model No.				
Diameter				
Detector Model No.				
Type				
Length				
Distance to Source				

	GAMMA	ACOUSTIC	DENSITY	NEUTRON
Run No.				
Serial No.				
Model No.				
No. of Cent.				
Spacing				
LSA [Y/N]				
FWDA [Y/N]				

LOGGING DATA

	GENERAL				GAMMA		ACOUSTIC		DENSITY		NEUTRON	
	Run No.	Depth From	Depth To	Speed ft/min	Scale L	Scale R	Scale L	Scale R	Scale L	Scale R	Scale L	Scale R
Matrix							Matrix		Matrix		Matrix	

DIRECTIONAL INFORMATION

Maximum Deviation	@	KOP	@

Remarks: 5 1/2" CASING USED FOR ANNULAR HOLE VOLUME

HALLIBURTON DOES NOT GUARANTEE THE ACCURACY OF ANY INTERPRETATION OF THE LOG DATA, CONVERSION OF LOG DATA TO PHYSICAL ROCK PARAMETERS OR RECOMMENDATIONS WHICH MAY BE GIVEN BY HALLIBURTON PERSONNEL OR WHICH APPEAR ON THE LOG OR IN ANY OTHER FORM. ANY USER OF SUCH DATA, INTERPRETATIONS, CONVERSIONS, OR RECOMMENDATIONS AGREES THAT HALLIBURTON IS NOT RESPONSIBLE EXCEPT WHERE DUE TO GROSS NEGLIGENCE OR WILLFUL MISCONDUCT, FOR ANY LOSS, DAMAGES, OR EXPENSES RESULTING FROM THE USE THEREOF.

HALLIBURTON

HALLIBURTON

Plot Time: 08-Aug-18 15:32:14
Plot Range: 2450 ft to 2650 ft
Data: RUSSEL_RUMBACK\Well Based\DAQ-0001-005
Plot File: \\-LOCAL-\RUSSEL_RUMBACK\0001 GTET-DSNT-SDLT-ACRT\MICLOG\Microlog_IQ_5_main

5 INCH MAIN LOG

MAIN LOG 5" PER 100'

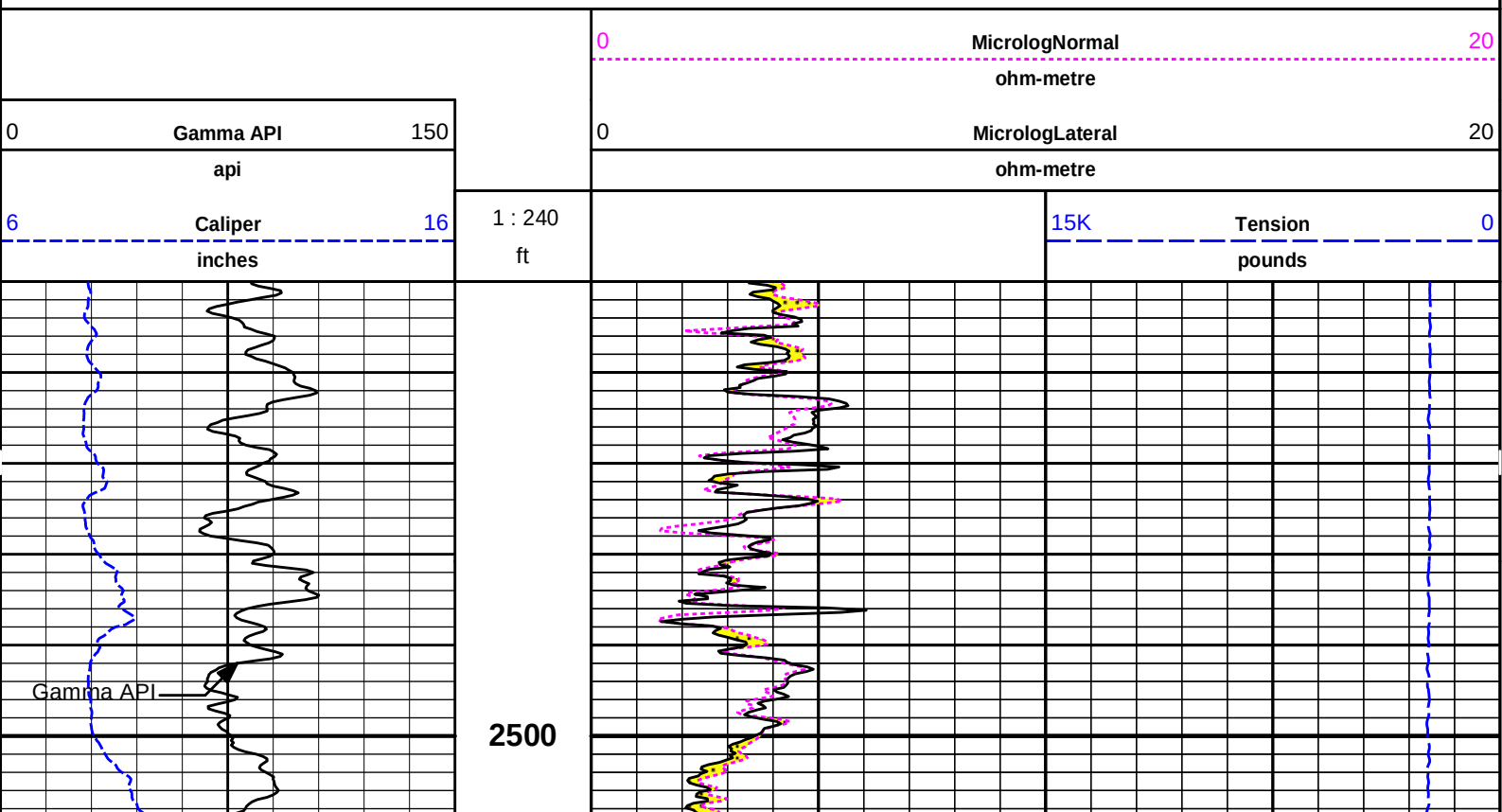

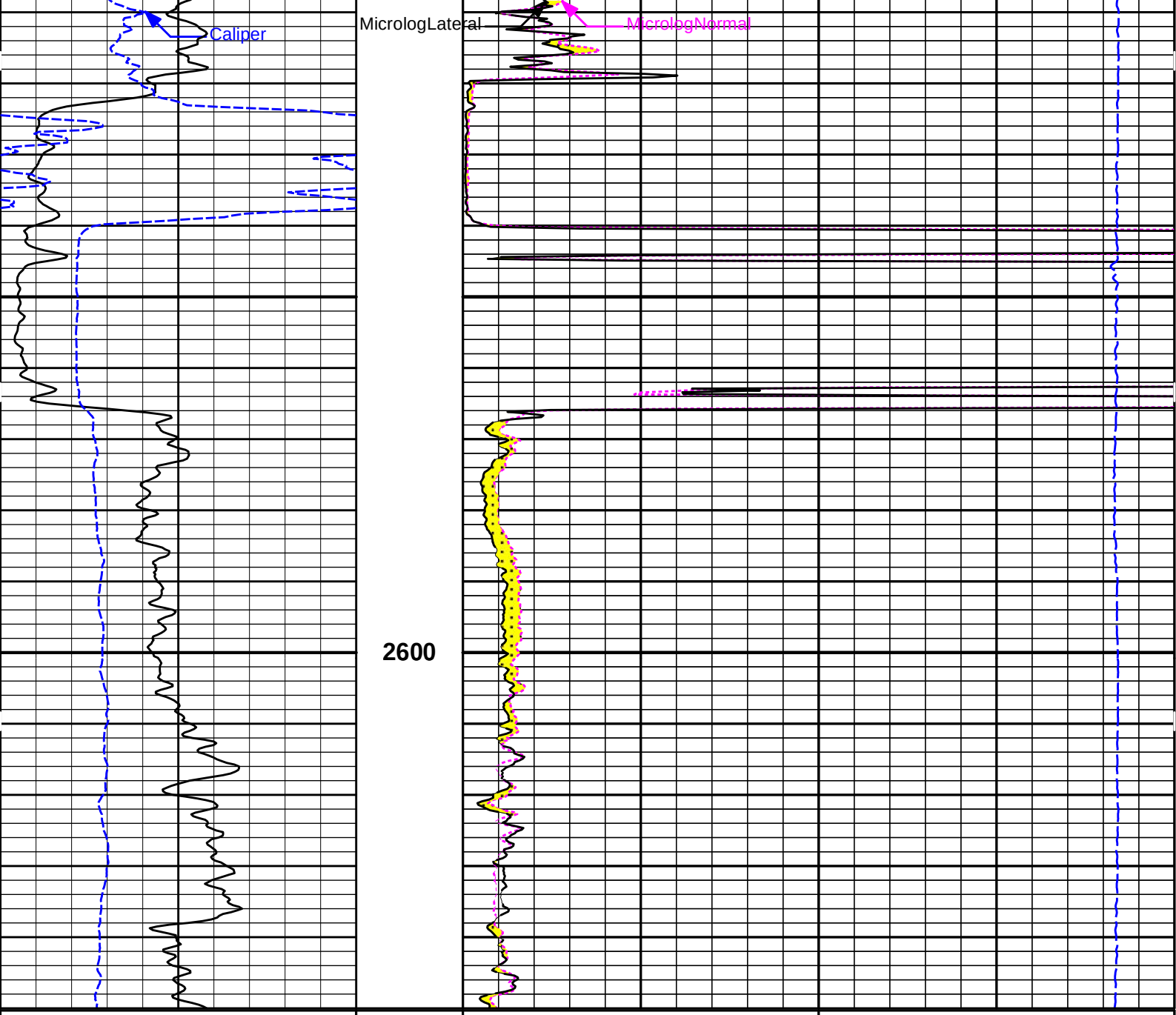

6	Caliper	16	1 : 240	15K Tension 0
	inches		ft	pounds
0	Gamma API	150		0 MicrologLateral 20
	api			ohm-metre
				0 MicrologNormal 20
				ohm-metre

HALLIBURTON

Plot Time: 08-Aug-18 15:32:16
Plot Range: 2450 ft to 2650 ft
Data: RUSSEL_RUMBACK\Well Based\DAQ-0001-005\
Plot File: \\-LOCAL-\RUSSEL_RUMBACK\0001 GTET-DSNT-SDLT-ACRT\MICLOG\Microlog_IQ_5_main

5 INCH MAIN LOG

MAIN LOG 5" PER 100'

HALLIBURTON

Plot Time: 08-Aug-18 15:32:16

Plot Range: 3400 ft to 4695.58 ft
Data: RUSSEL_RUMBACK\Well Based\DAQ-0001-005\
Plot File: \\-LOCAL-\RUSSEL_RUMBACK\0001 GTET-DSNT-SDLT-ACRT\MICLOG\Microlog_IQ_5_main

5 INCH MAIN LOG

MAIN LOG 5" PER 100'

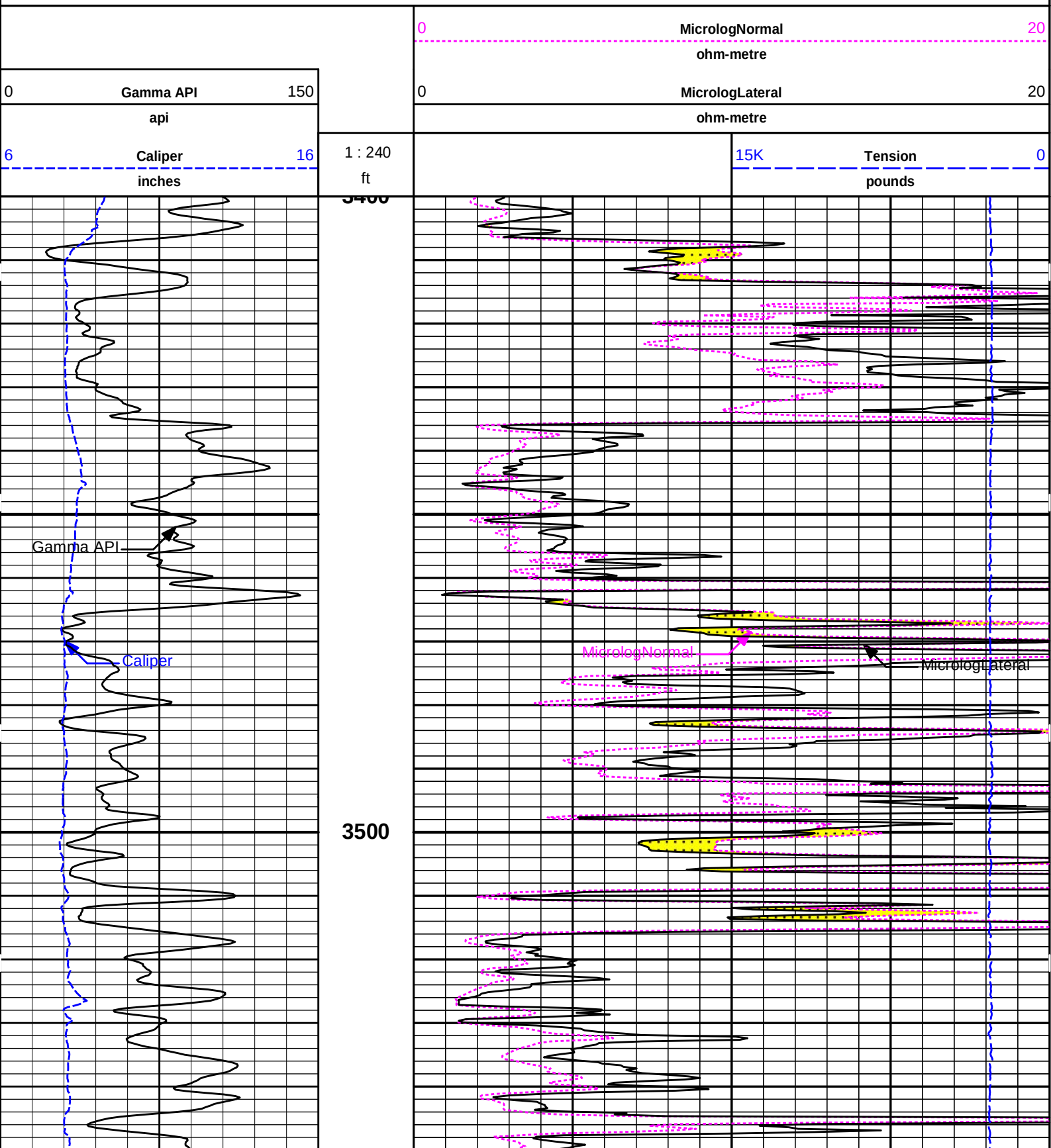

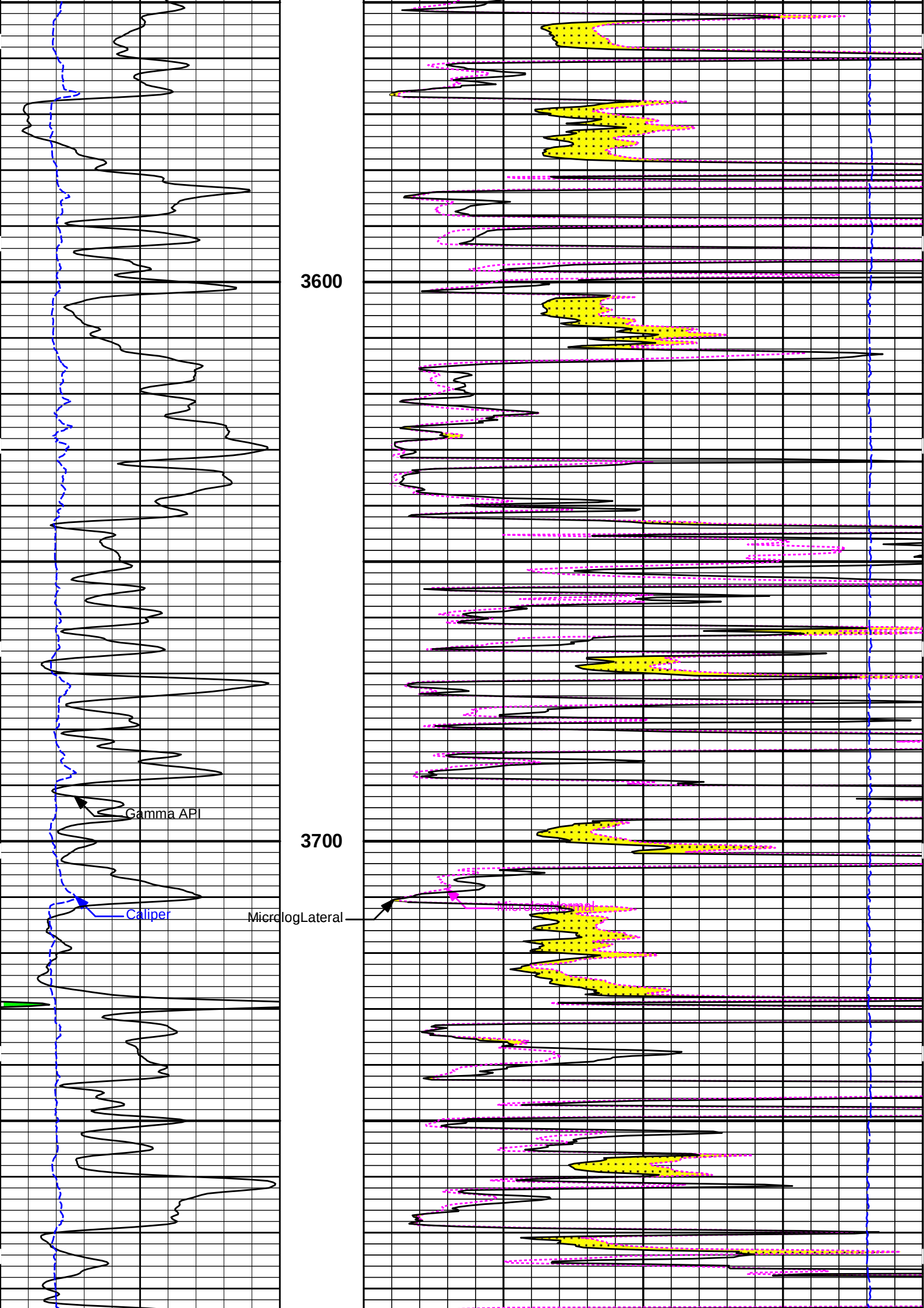
3600
3700
Gamma API
Caliper
MicrologLateral
MicrologNormal

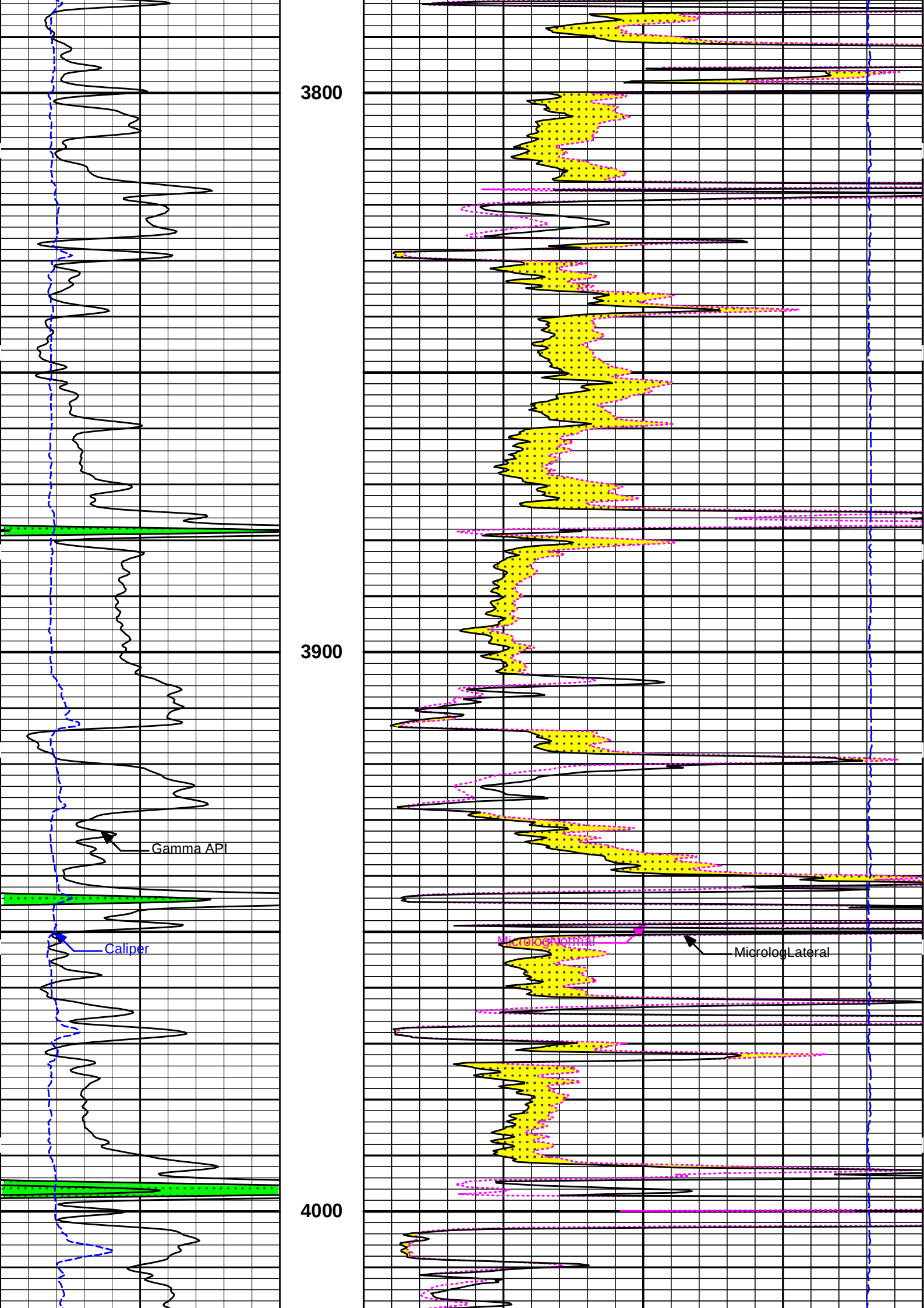
3800
3900
4000
Gamma API
Caliper
MicrologNormal
MicrologLateral

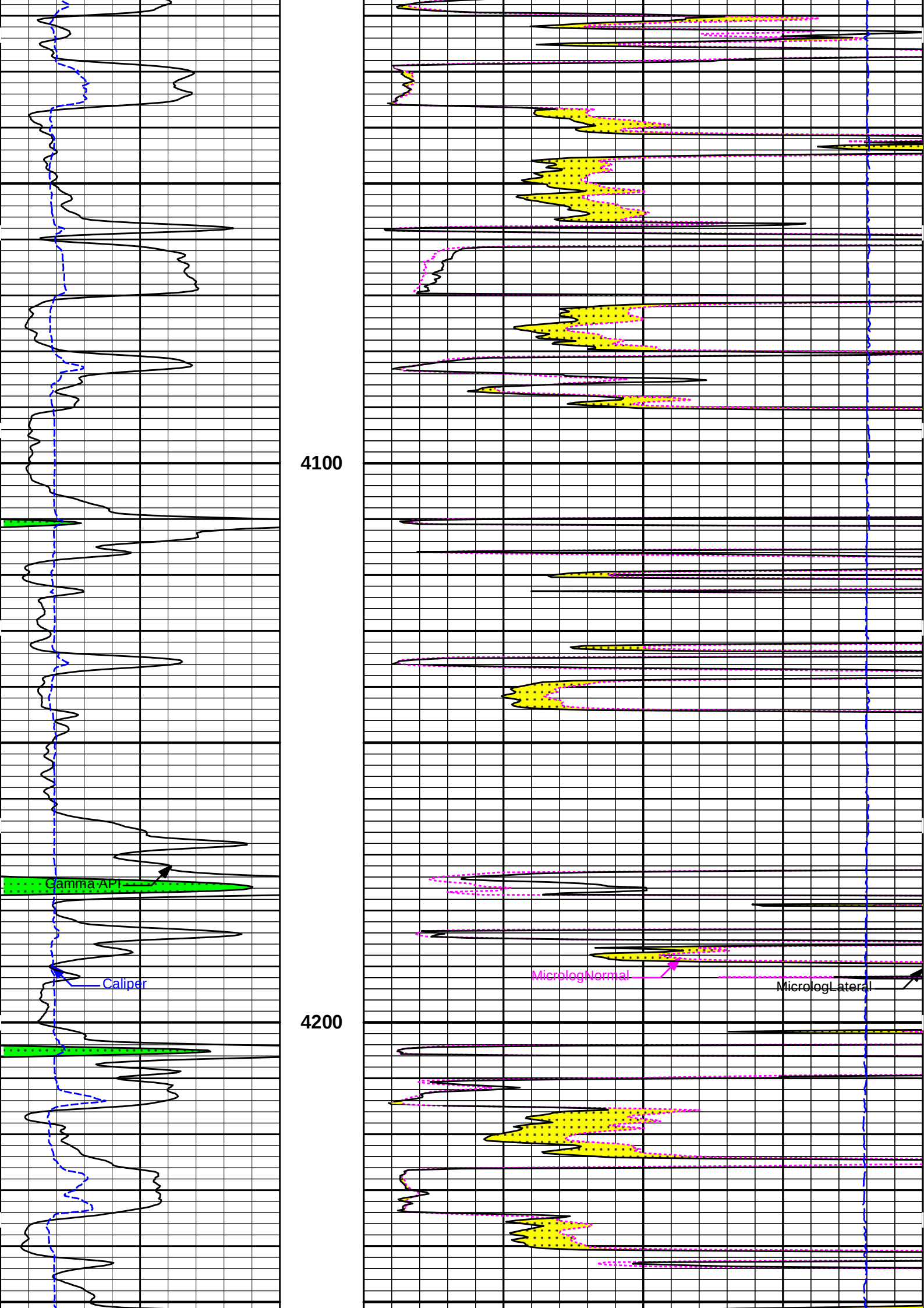
4100
4200
Gamma API
Caliper
MicrologNormal
MicrologLateral

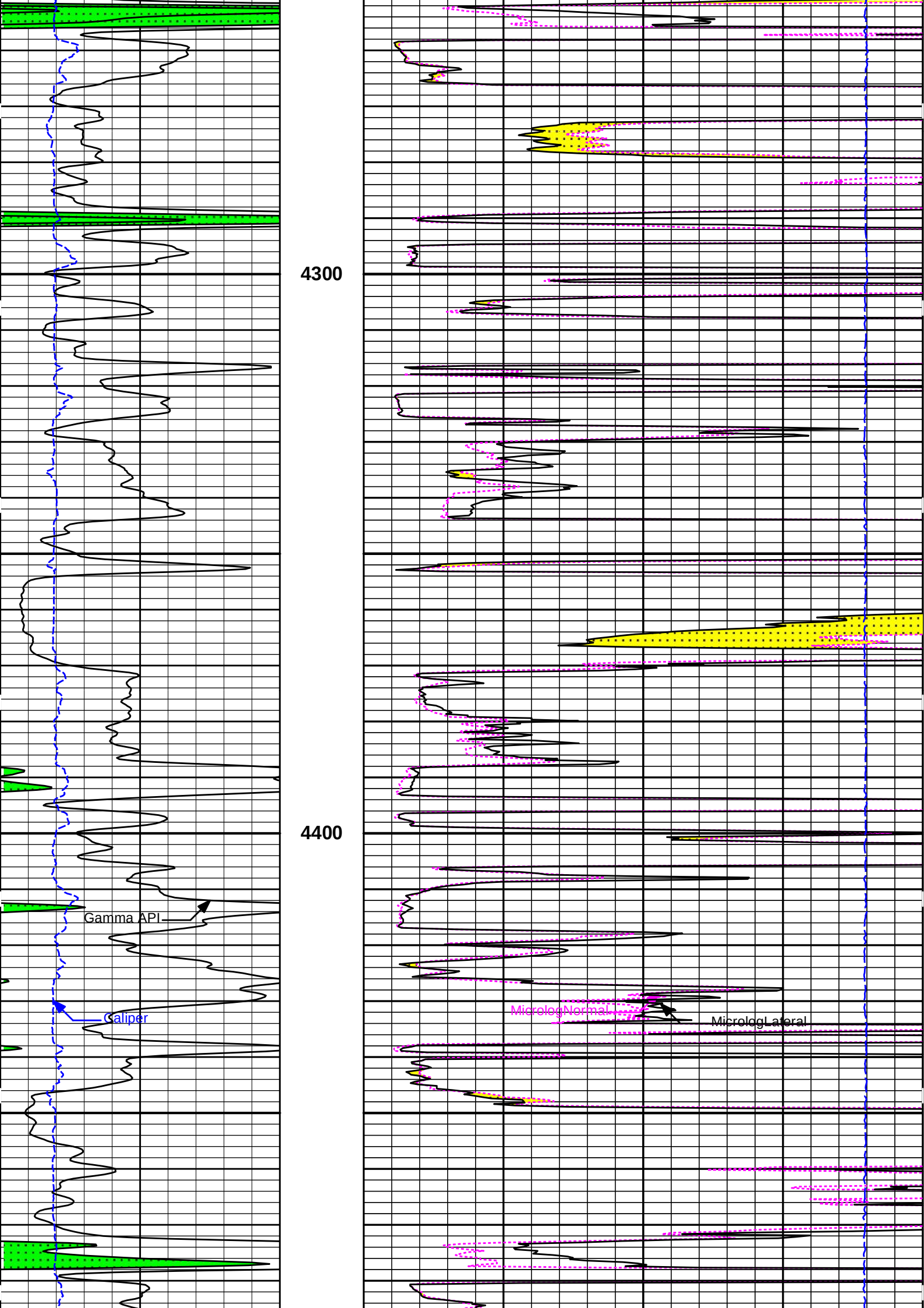
4300
4400
Gamma API
Caliper
MicrologNormal
MicrologLateral

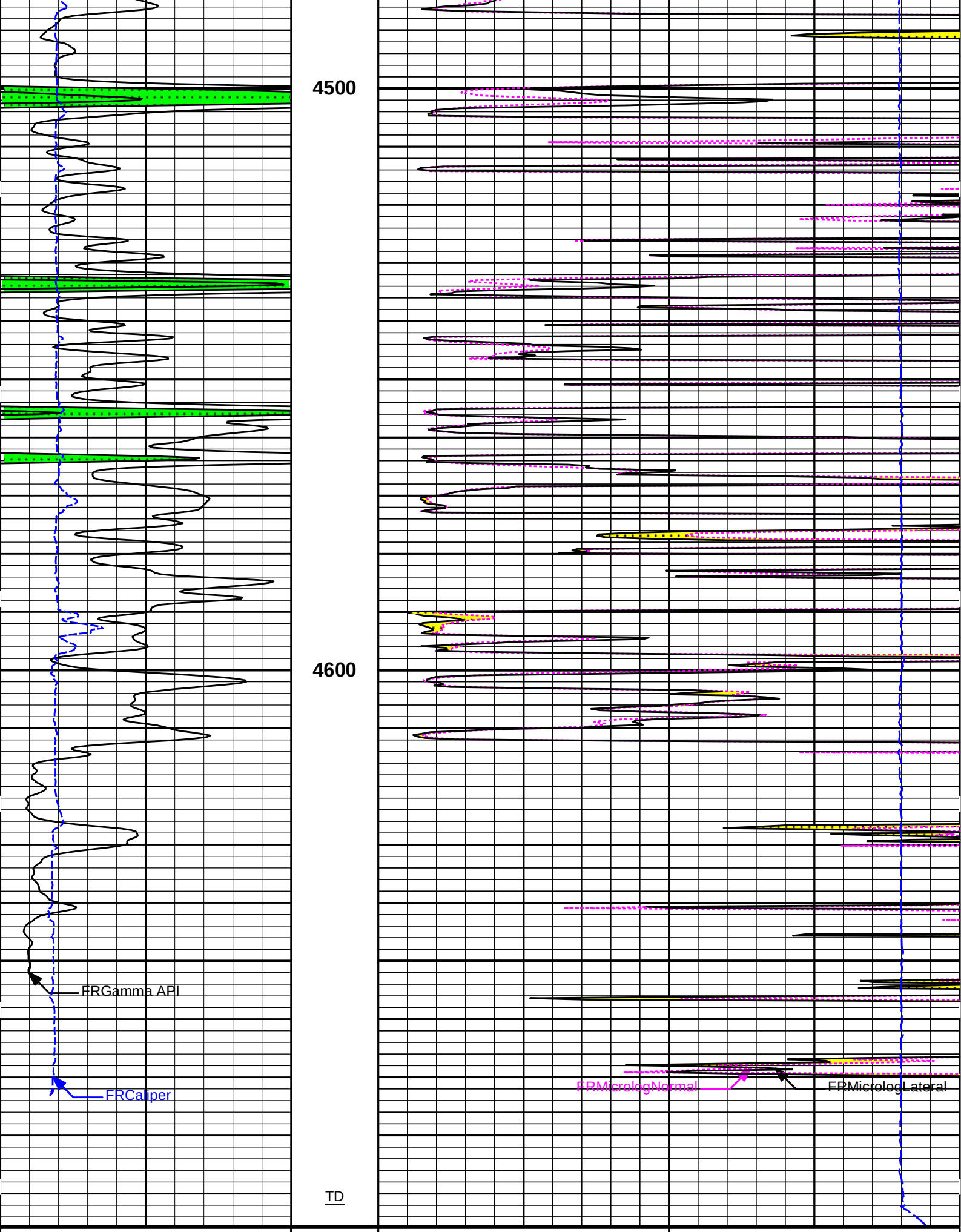

6 Caliper 16	1 : 240	15K Tension 0
inches	ft	pounds
0 Gamma API 150		0 MicrologLateral 20
api		ohm-metre

0 MicrologNormal 20
ohm-metre

HALLIBURTON

Plot Time: 08-Aug-18 15:32:18
Plot Range: 3400 ft to 4695.58 ft
Data: RUSSEL_RUMBACK\Well Based\DAQ-0001-005\
Plot File: \\-LOCAL-\RUSSEL_RUMBACK\0001 GTET-DSNT-SDLT-ACRT\MICLOG\Microlog_IQ_5_main

5 INCH MAIN LOG

MAIN LOG 5" PER 100'

HALLIBURTON

Plot Time: 08-Aug-18 15:32:18
Plot Range: 4390 ft to 4695.17 ft
Data: RUSSEL_RUMBACK\Well Based\DAQ-0001-004\
Plot File: \\-LOCAL-\RUSSEL_RUMBACK\0001 GTET-DSNT-SDLT-ACRT\MICLOG\Microlog_IQ_5_main

REPEAT SECTION

REPEAT SECTION



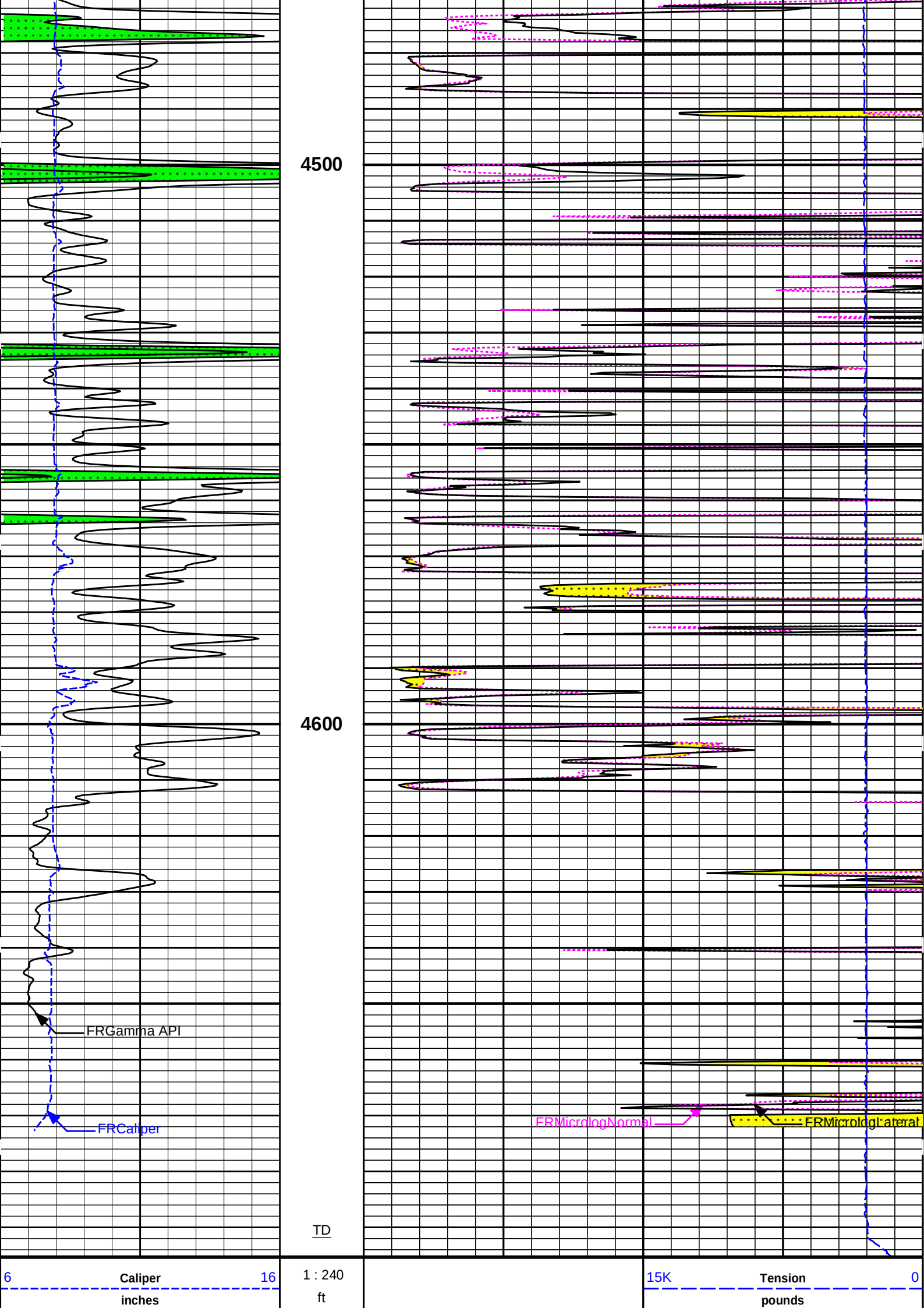
4500
4600
FRGamma API
FRCaliper
FRMicrologNormal
FRMicrologLateral
TD
6
Caliper
16
inches
1 : 240
ft
15K
Tension
0
pounds

0	Gamma API	150
	api	

0	MicrologLateral	20
	ohm-metre	
0	MicrologNormal	20
	ohm-metre	

HALLIBURTON

Plot Time: 08-Aug-18 15:32:19
Plot Range: 4390 ft to 4695.17 ft
Data: RUSSEL_RUMBACK\Well Based\DAQ-0001-004\
Plot File: \\-LOCAL-\RUSSEL_RUMBACK\0001 GTET-DSNT-SDLT-ACRT\MICLOG\Microlog_IQ_5_main

REPEAT SECTION

REPEAT SECTION

HALLIBURTON

CALIBRATION REPORT

SURFACE TENSION SHOP CALIBRATION

Tool Name:	**Depth Panel - 12345678**	**Reference Calibration Date:**	**26-Jul-18 22:37:08**
Engineer:	**SEAN WOLTEMATH**	**Calibration Date:**	**27-Jul-18 07:45:06**
Software Version:	**WL INSITE R5.6.3 (Build 4)**	**Calibration Version:**	**1**

SURFACE TENSION LOAD CELL

Measurement	Load Cell Value	Measurement	Calibrated	Units
Low	10231.00	51.22	0.00	lbs
High	17531.89	7880.51	7830.00	lbs

DOWNHOLE TENSION SHOP CALIBRATION

Tool Name:	**CH_HOS - CH_HOS_I**	**Reference Calibration Date:**	**27-Jul-18 07:48:20**
Engineer:	**WHITLOCK**	**Calibration Date:**	**02-Aug-18 15:36:38**
Software Version:	**WL INSITE R5.6.3 (Build 4)**	**Calibration Version:**	**1**

DOWNHOLE LOAD CELL

Measurement	Tool Value	Measurement	Calibrated	Units
Low	-1717.47	-221.33	0.00	lbs
High	9809.57	4097.73	1500.00	lbs

NATURAL GAMMA RAY TOOL SHOP CALIBRATION

Tool Name:	**GTET - 11013113**	**Reference Calibration Date:**	**02-May-18 11:20:36**
Engineer:	**WHITLOCK**	**Calibration Date:**	**05-Aug-18 09:58:00**
Software Version:	**WL INSITE R5.6.3 (Build 4)**	**Calibration Version:**	**1**

Calibrator Source S/N: TB-79
Calibrator API Reference:222.00 api
Equivalent Calibrator API Reference:225.9 api

Measurement	Measured	Calibrated	Units
Background	26.4	26.2	api
Background + Calibrator	253.6	252.1	api
Calibrator	227.2	225.9	api

NATURAL GAMMA RAY TOOL FIELD CALIBRATION

Tool Name:	**GTET - 11013113**	**Reference Calibration Date:**	**05-Aug-18 09:58:00**

Tool Name:	**GTET - 11013113**	**Reference Calibration Date:**	**05-Aug-18 09:38:00**
Engineer:	**WHITLOCK**	**Calibration Date:**	**05-Aug-18 10:00:58**
Software Version:	**WL INSITE R5.6.3 (Build 4)**	**Calibration Version:**	**1**

Calibrator Source S/N: TB-79

Calibrator API Reference:222.00 api

Equivalent Calibrator API Reference:225.9 api

Field Verification	Shop	Field	Units
Background	26.2	26.1	api
Background + Calibrator	252.1	251.2	api
Calibrator	225.9	225.0	api

Shop	Field	Difference	Tolerance
225.9	225.0	0.9	+/- 9.00

DUAL SPACED NEUTRON SHOP CALIBRATION

Tool Name:	**DSNT - 11019641**	**Reference Calibration Date:**	**04-Aug-18 12:03:14**
Engineer:	**SCHLIEM**	**Calibration Date:**	**04-Aug-18 12:26:27**
Software Version:	**WL INSITE R5.6.3 (Build 4)**	**Calibration Version:**	**1**

Logging Source S/N: DSN-436

Tank Serial Number: EL RENO HWT

Reference value assigned to Tank: 56.100

Snow Block S/N: 12156883

Calibration Tank Water Temperature: 89 degF

Min. Tool Housing Outside Diameter: 3.625 in

CALIBRATION CONSTANTS			
Measurement	**Prev. Value**	**New Value**	**Control Limit On New Value**
Gain:	0.97922	0.97742	0.900 - 1.100

WATER TANK SUMMARY (Horizontal Water Tank)				
Measurement	**Current Reading (Previous Coef.)**	**Calibrated (New Coef.)**	**Change**	**Control Limit On Change**
Porosity (decp):	0.2364	0.2358	0.0006	+/- 0.0020
Calibrated Ratio:	10.5794	10.5599	0.019	+/- 0.050

VERIFIER		
Measurement	**Value**	**Control Limit**
Snow-Block Porosity (decp):	0.0667	0.02000 - 0.09000

PASS/FAIL SUMMARY	
Background Check:	Passed
Gain-Range Check:	Passed
Snow-Block Check:	Passed

DUAL SPACED NEUTRON FIELD CALIBRATION

Tool Name:	**DSNT - 11019641**	**Reference Calibration Date:**	**04-Aug-18 12:26:27**
Engineer:	**WHITLOCK**	**Calibration Date:**	**05-Aug-18 09:45:13**
Software Version:	**WL INSITE R5.6.3 (Build 4)**	**Calibration Version:**	**1**

Logging Source S/N: DSN-436

Snow Block S/N: 12156883

NEUTRON FIELD-CHECK SUMMARY				
	Shop	**Field**	**Difference**	**Control Limit On Change**
Snow-Block Porosity (decp):	0.0667	0.0665	-0.0002	+/- 0.0150

PASS/FAIL SUMMARY	
Block Change Check:	Passed
Snow Block Stat Check:	Passed
Temperature Check:	Passed

DENSITY CALIPER SHOP CALIBRATION

Tool Name:	**SDLT - 10960494**	**Reference Calibration Date:**	**01-Jan-70 00:00:00**
Engineer:	**WHITLOCK**	**Calibration Date:**	**08-Jun-18 16:19:27**
Software Version:	**WL INSITE R5.6.3 (Build 4)**	**Calibration Version:**	**1**
Host Tool Name:	**DSNT - 11019641**		

CALIBRATION COEFFICIENTS

Measurement	Previous Value	New Value	Control Limit On New Value
Pad Offset	-3977.11	-3977.11	-7000.00 - -1000.00
Pad Gain	0.0003897	0.0003897	0.0002000 - 0.0006000
Arm Offset	-3073.13	-3073.13	-5000.00 - 3000.00
Arm Gain	0.0005210	0.0005210	0.000300 - 0.000700
Arm Power	-0.000005094	-0.000005094	-0.000010000 - 0.000010000

The ring diameter is computed from: DIAMETER = PAD EXTENSION + ARM EXTENSION + TOOL DIAMETER

Tool Diameter: 4.50 in

CALIBRATION RINGS

Measurement	Current Reading (Previous Coeff.)	Calibrated (New Coeff.)	Change	Control Limit On New Value
PAD EXTENSION:				
Small Ring (in)	2.00	2.00	0.00	+/- 0.20
Medium Ring (in)	3.75	3.75	0.00	+/- 0.20
RING DIAMETER:				
Small Ring (in)	6.50	6.50	0.00	+/- 0.20
Medium Ring (in)	8.25	8.25	0.00	+/- 0.20
Large Ring (in)	15.00	15.00	0.00	+/- 0.20

PASS/FAIL SUMMARY	
Calibration-Coefficients Range Check:	Passed
Ring-Measurement Check:	Passed

PASS/FAIL SUMMARY	
Calibration-Coefficients Range Check:	Passed

SDLT CALIPER FIELD CALIBRATION

Tool Name:	**SDLT - 10960494**	**Reference Calibration Date:**	**08-Jun-18 16:19:27**
Engineer:	**WHITLOCK**	**Calibration Date:**	**05-Aug-18 09:46:30**
Software Version:	**WL INSITE R5.6.3 (Build 4)**	**Calibration Version:**	**1**

MEASURED CALIPER VALUES

Measurement	Shop	Field	Change	Control Limit On New Value
Pad Extension	3.75	3.79	0.04	+/- 0.10
Ring Diameter	8.25	8.25	-0.00	+/- 0.15

PASS/FAIL SUMMARY	
Pad Extension Check:	Passed
Diameter Check:	Passed

ARRAY COMPENSATED TRUE RESISTIVITY SHOP CALIBRATION

Tool Name:	**ACRt Sonde - 11830728**	**Reference Calibration Date:**	**23-Feb-18 10:15:37**
Engineer:	**WHITLOCK**	**Calibration Date:**	**06-Jun-18 13:24:46**
Software Version:	**WL INSITE R5.6.3 (Build 4)**	**Calibration Version:**	**1**
Host Tool Name:	**ACRt Instrument - 11830684**		

Host Tool Name: ACRt Instrument - 11830684

TYPICAL GAIN RANGE

Subarray	R12KHz			R36KHz			R72KHz		
	Lower	(mmho/m)	Upper	Lower	(mmho/m)	Upper	Lower	(mmho/m)	Upper
A1 (80")	0.95	1.0279	1.05	0.95	1.0076	1.05	0.95	0.9997	1.05
A2 (50")	0.95	1.0334	1.05	0.95	1.0139	1.05	0.95	1.0097	1.05
A3 (29")	0.95	1.0346	1.05	0.95	1.0146	1.05	0.95	1.0081	1.05
A4 (17")	0.95	1.0279	1.05	0.95	1.0063	1.05	0.95	1.0018	1.05
A5 (10")	N/A	N/A	N/A	0.95	1.0001	1.05	0.95	0.9950	1.05
A6 (6")	N/A	N/A	N/A	0.95	0.9869	1.05	0.95	0.9818	1.05

SONDE OFFSET

Subarray	R12KHz	R36KHz	R72KHz
	(mmho/m)	(mmho/m)	(mmho/m)
A1 (80")	0.315	-4.964	-5.711
A2 (50")	0.409	-3.450	-5.485
A3 (29")	-11.648	-3.720	-3.783
A4 (17")	-90.980	-28.724	-23.707
A5 (10")	N/A	-76.200	-37.537
A6 (6")	N/A	280.488	149.005

TRANSMITTER CURRENT GAIN

Signal	Lower	R	Upper
12K	0.6	0.82	1.3
36K	1.0	1.80	2.0
72K	1.0	1.05	2.0

R-MUD VERIFICATION

Signal	Lower (ohm-m)	Measured (ohm-m)	Upper (ohm-m)
Mud Cell	0.95	0.99	1.05

PASS/FAIL SUMMARY

GAIN RANGE CHK	PASS
SONDE OFFSET CHK	PASS

TOOL OK TO LOG

QUALITY CHECK SHOP CALIBRATION

Tool Name: ACRt Sonde - 11830728
Engineer: WHITLOCK
Software Version: WL INSITE R5.6.3 (Build 4)
Host Tool Name: ACRt Instrument - 11830684
Reference Calibration Date: 23-Feb-18 10:21:17
Calibration Date: 06-Jun-18 14:01:20
Calibration Version: 1

STANDARD DEVIATIONS

	R12KHz			R36KHz			R72KHz		
	Measured (mmho/m)	Expected (mmho/m)	Pass/Fail	Measured (mmho/m)	Expected (mmho/m)	Pass/Fail	Measured (mmho/m)	Expected (mmho/m)	Pass/Fail
A1 (80")	0.000	< 0.750	Pass	0.000	< 0.750	Pass	0.000	< 0.750	Pass
A2 (50")	0.000	< 0.750	Pass	0.000	< 0.750	Pass	0.000	< 0.750	Pass
A3 (29")	0.000	< 0.750	Pass	0.000	< 0.750	Pass	0.000	< 0.750	Pass
A4 (17")	0.000	< 0.750	Pass	0.000	< 0.750	Pass	0.000	< 0.750	Pass
A5 (10")	0.000	< 0.750	Pass	0.000	< 0.750	Pass	0.000	< 0.750	Pass
A6 (6")	0.000	< 0.750	Pass	0.000	< 0.750	Pass	0.000	< 0.750	Pass

AVERAGES

	R12KHz			R36KHz			R72KHz		
	Measured (mmho/m)	Expected (mmho/m)	Pass/Fail	Measured (mmho/m)	Expected (mmho/m)	Pass/Fail	Measured (mmho/m)	Expected (mmho/m)	Pass/Fail
A1 (80")	0.000	< 0.500	Pass	-0.001	> -0.500	Pass	-0.006	> -0.500	Pass

A2 (50")	0.000	< 0.500	Pass	-0.001	> -0.500	Pass	-0.005	> -0.500	Pass
A3 (29")	-0.000	< 0.500	Pass	-0.001	> -0.500	Pass	-0.003	> -0.500	Pass
A4 (17")	-0.002	> -0.500	Pass	-0.006	> -0.500	Pass	-0.022	> -0.500	Pass
A5 (10")	-0.010	> -0.500	Pass	-0.017	> -0.500	Pass	-0.036	> -0.500	Pass
A6 (6")	0.014	< 0.500	Pass	0.063	< 0.500	Pass	0.138	< 0.500	Pass

GAIN TOLERANCE

R12KHz

	Measured (mmho/m)	Last Month (mmho/m)	Difference (mmho/m)	Tolerance (mmho/m)	Pass/Fail
A1 (80")	-213173456.000	-213653808.000	480352.000	10682690.400	Pass
A2 (50")	-205651744.000	-206143280.000	491536.000	10307164.000	Pass
A3 (29")	-200817664.000	-201197776.000	380112.000	10059888.800	Pass
A4 (17")	-200193568.000	-200629872.000	436304.000	10031493.600	Pass
A5 (10")	-200252336.000	-200678960.000	426624.000	10033948.000	Pass
A6 (6")	-199820688.000	-200219344.000	398656.000	10010967.200	Pass

R36KHz

	Measured (mmho/m)	Last Month (mmho/m)	Difference (mmho/m)	Tolerance (mmho/m)	Pass/Fail
A1 (80")	48114080.000	48477272.000	363192.000	2423863.600	Pass
A2 (50")	33966292.000	34324412.000	358120.000	1716220.600	Pass
A3 (29")	28032378.000	28346680.000	314302.000	1417334.000	Pass
A4 (17")	27853682.000	28207516.000	353834.000	1410375.800	Pass
A5 (10")	27373208.000	27716930.000	343722.000	1385846.500	Pass
A6 (6")	26035236.000	26360300.000	325064.000	1318015.000	Pass

R72KHz

	Measured (mmho/m)	Last Month (mmho/m)	Difference (mmho/m)	Tolerance (mmho/m)	Pass/Fail
A1 (80")	-92927656.000	-93022904.000	95248.000	4651145.200	Pass
A2 (50")	-90501024.000	-90617752.000	116728.000	4530887.600	Pass
A3 (29")	-88192472.000	-88292832.000	100360.000	4414641.600	Pass
A4 (17")	-88397088.000	-88515880.000	118792.000	4425794.000	Pass
A5 (10")	-86957704.000	-87076952.000	119248.000	4353847.600	Pass
A6 (6")	-87976216.000	-88080696.000	104480.000	4404034.800	Pass

PASS/FAIL SUMMARY	
Std Deviation Verification	Pass
Average Verification	Pass
Gain Tolerance Verification	Pass

MICRO LOG SHOP CALIBRATION

Tool Name:	**Microlog Pad - 10960494**	**Reference Calibration Date:**	**01-Jan-70 00:00:00**
Engineer:	**WHITLOCK**	**Calibration Date:**	**08-Jun-18 16:08:54**
Software Version:	**WL INSITE R5.6.3 (Build 4)**	**Calibration Version:**	**1**
Host Tool Name:	**DSNT - 11019641**		

CALIBRATION COEFFICIENT SUMMARY

Measurement	Micro Log Normal		Micro Log Lateral		
	Measured	Calibrated	Measured	Calibrated	Units
Tool Zero	-0.07	-0.07	-0.01	-0.01	ohmm
Calibration Point #1	0.00	0.00	0.00	0.00	ohmm
Calibration Point #2	20.00	20.00	20.00	20.00	ohmm
Internal Reference	19.92	19.92	19.98	19.98	ohmm

Measurement	Micro Log Normal Tool Value	Micro Log Lateral Tool Value	Units

Tool Zero	-0.11	0.18	V
Calibration Point #1	18.42	2.03	V
Calibration Point #2	5354.08	6974.83	V
Internal Reference	5331.77	6967.38	V

MICRO LOG FIELD CHECK

Tool Name: Microlog Pad - 10960494 | **Reference Calibration Date:** 08-Jun-18 16:08:54

Engineer: WHITLOCK | **Calibration Date:** 05-Aug-18 09:54:07

Software Version: WL INSITE R5.6.3 (Build 4) | **Calibration Version:** 1

Measurement	Micro Log Normal		Micro Log Lateral		
	Shop	Field	Shop	Field	Units
Tool Zero	-0.07	-0.07	-0.01	-0.00	ohmm
Internal Reference	19.92	19.89	19.98	19.95	ohmm

Summary

Signal	Shop	Field	Difference	Tolerence
Microlog Normal	19.92	19.89	0.03	+/- 0.80
Microlog Lateral	19.98	19.95	0.03	+/- 0.80

SPECTRAL DENSITY SHOP CALIBRATION

Tool Name: SDLT Pad - 11213308 | **Reference Calibration Date:** 08-Jun-18 10:39:59

Engineer: WHITLOCK | **Calibration Date:** 08-Jun-18 11:01:29

Software Version: WL INSITE R5.6.3 (Build 4) | **Calibration Version:** 1

Logging Source S/N: 5475GW

Aluminum Block S/N: EL RENO — Density: 2.581g/cc — Pe: 3.170

Magnesium Block S/N: EL RENO — Density: 1.687g/cc — Pe: 2.594

DENSITY CALIBRATION SUMMARY

Measurement	Previous Value	New Value	Control Limit
Near Bar Gain	1.0041	1.0112	0.90 - 1.10
Near Dens Gain	0.9869	0.9898	0.90 - 1.10
Near Peak Gain	0.9943	0.9998	0.90 - 1.10
Near Lith Gain	1.0181	1.0093	0.90 - 1.10
Far Bar Gain	1.0040	1.0066	0.90 - 1.10
Far Dens Gain	0.9932	0.9944	0.90 - 1.10
Far Peak Gain	0.9916	0.9923	0.90 - 1.10
Far Lith Gain	0.9744	0.9710	0.90 - 1.10
Near Bar Offset	0.0934	0.0300	NONE
Near Dens Offset	0.2485	0.2218	NONE
Near Peak Offset	0.1593	0.1112	NONE
Near Lith Offset	-0.0690	0.0007	NONE
Far Bar Offset	0.0165	-0.0022	NONE
Far Dens Offset	0.1281	0.1192	NONE
Far Peak Offset	0.1238	0.1182	NONE
Far Lith Offset	0.2190	0.2467	NONE
Near Bar Background	955.07	955.02	700 - 1450
Near Dens Background	316.53	316.75	230 - 480
Near Peak Background	138.87	138.74	100 - 210
Near Lith Background	168.67	169.41	125 - 260
Far Bar Background	482.41	482.24	450 - 900
Far Dens Background	194.46	191.91	175 - 345
Far Peak Background	77.48	77.25	70 - 140
Far Lith Background	79.35	80.04	75 - 145

CALIBRATION BLOCK SUMMARY

Measurement	Current Reading (Previous Coef)	Calibrated (New Coef)	Change	Control Limit On Change
MAGNESIUM				
Density (g/cc)	1.688	1.687	-0.001	+/- 0.015
Pe	2.517	2.559	0.042	+/- 0.150
ALUMINUM				
Density (g/cc)	2.582	2.581	-0.001	+/- 0.01500
Pe	3.106	3.132	0.026	+/- 0.150

TOOL SUMMARY				
Measurement	Near Detector		Far Detector	
	Value	Control Limits	Value	Control Limits
QUALITY				
Background	0.0017	+/- 0.0110	0.0006	+/- 0.0140
Magnesium Block	-0.0008	+/- 0.0110	-0.0008	+/- 0.0140
Aluminum Block	-0.0005	+/- 0.0110	-0.0001	+/- 0.0140
Resolution	9.21	6.00 - 11.50	9.21	6.00 - 11.50
Internal Verifier(B+D+P+L)	1580	1200 - 2700	831	800 - 1700

PASS/FAIL SUMMARY	
Background Quality Check:	Passed
Background Range Check:	Passed
Background Resolution Check:	Passed
Background Verification Check:	Passed
Magnesium Quality Check:	Passed
Aluminum Quality Check:	Passed
Gains Check:	Passed
Changes in Calibration Blocks:	Passed

SPECTRAL DENSITY FIELD CHECK

Tool Name:	**SDLT Pad - 11213308**	**Reference Calibration Date:**	**08-Jun-18 11:01:29**
Engineer:	**WHITLOCK**	**Calibration Date:**	**05-Aug-18 09:57:45**
Software Version:	**WL INSITE R5.6.3 (Build 4)**	**Calibration Version:**	**1**

Pad Temperature: 89.3 degF

DENSITY FIELD CALIBRATION SUMMARY				
Measurement	Shop	Field	Change	Control Limit +/-
Near (B+D+P+L) cps	1579.927	1575.636	-4.291	15.990
Far (B+D+P+L) cps	831.441	827.695	-3.746	15.874
Near Resolution	9.21	9.13	-0.080	0.50
Far Resolution	9.21	9.31	0.100	1.00

PASS/FAIL SUMMARY	
Bkg Quality Check:	Passed
Bkg Resolution Check:	Passed
Bkg Verification Check:	Passed

CALIBRATION SUMMARY

Sensor	Shop	Field	Post	Difference	Tolerance	Units
Depth Panel-12345678						
Tension Zero	0.00	----------	----------	0.00	----------	lbs
Tension Cal	7830.00	----------	----------	0.00	----------	lbs
CH_HOS-CH_HOS_I						
DH Tension Zero	0.00	----------	----------	0.00	----------	lbs
DH Tension Cal	1500.00	----------	----------	0.00	----------	lbs

GTET-11013113						
Gamma Ray Calibrator	225.9	225.0	----------	0.9	+/- 9.00	api
DSNT-11019641						
Snow-Block Porosity	0.0667	0.0665	----------	0.0002	+/- 0.0150	decp
SDLT-10960494						
Pad Extension	3.75	3.79	----------	-0.04	+/-0.10	in
Ring Diameter	8.25	8.25	----------	0.00	+/-0.15	in
ACRt Sonde-11830728						
Mud Cell	0.99	----------	----------	0	----------	ohm-m
Microlog Pad-10960494						
MicroLog Normal	19.92	19.89	----------	0.03	+/-0.80	ohmm
MicroLog Lateral	19.98	19.95	----------	0.03	+/-0.80	ohmm
SDLT Pad-11213308						
Near(B+D+P+L)	1579.927	1575.636	----------	4.291	+/-15.990	cps
Far(B+D+P+L)	831.441	827.695	----------	3.746	+/-15.874	cps

Data: RUSSEL_RUMBACK\0001 GTET-DSNT-SDLT-ACRT\IDLE **Date: 08-Aug-18 12:56:33**

HALLIBURTON

PARAMETERS REPORT

Depth (ft)	Tool Name	Mnemonic	Description	Value	Units
TOP					
	SHARED	BS	Bit Size	7.875	in
	SHARED	UBS	Use Bit Size instead of Caliper for all applications.	No	
	SHARED	MDBS	Mud Base	Water	
	SHARED	MDWT	Borehole Fluid Weight	8.900	ppg
	SHARED	WAGT	Weighting Agent	Natural	
	SHARED	BSAL	Borehole salinity	0.00	ppm
	SHARED	FSAL	Formation Salinity NaCl	0.00	ppm
	SHARED	KPCT	Percent K in Mud by Weight?	0.00	%
	SHARED	RMUD	Mud Resistivity	1.100	ohmm
	SHARED	TRM	Temperature of Mud	75.0	degF
	SHARED	CSD	Logging Interval is Cased?	No	
	SHARED	ICOD	AHV Casing OD	5.500	in
	SHARED	CSTR	Compressive Strength	1000.00	psia
	SHARED	ST	Surface Temperature	75.0	degF
	SHARED	TD	Total Well Depth	4670.00	ft
	SHARED	BHT	Bottom Hole Temperature	128.0	degF
	SHARED	SVTM	Navigation and Survey Master Tool	NONE	
	SHARED	AZTM	High Res Z Accelerometer Master Tool	GTET	
	SHARED	TEMM	CBM Temperature Master Tool	GTET	
	SHARED	SOCI	Source of Casing Information	Parameters	
	SHARED	MSAL	Water-base mud filtrate salinity	0.00	ppm
	Rwa / CrossPlot	XPOK	Process Crossplot?	Yes	
	Rwa / CrossPlot	FCHO	Select Source of F	Automatic	
	Rwa / CrossPlot	AFAC	Archie A factor	0.6200	
	Rwa / CrossPlot	MFAC	Archie M factor	2.1500	
	Rwa / CrossPlot	RMFR	Rmf Reference	0.10	ohmm
	Rwa / CrossPlot	TMFR	Rmf Ref Temp	75.00	degF
	Rwa / CrossPlot	RWA	Resistivity of Formation Water	0.05	ohmm
	Rwa / CrossPlot	ADP	Use Air Porosity to calculate CrossplotPhi	No	

Rwa / CrossPlot	BHSM	Borehole Size Source Tool	SDLT	
Rwa / CrossPlot	ROIN	Input for RO Calculation	Rwa	
GTET	GROK	Process Gamma Ray?	Yes	
GTET	GEOK	Process Gamma Ray EVR?	No	
GTET	TPOS	Tool Position for Gamma Ray Tools.	Eccentered	
GTET	BHSM	Borehole Size Source Tool	SDLT	
DSNT	DNOK	Process DSN?	Yes	
DSNT	DEOK	Process DSN EVR?	No	
DSNT	NLIT	Neutron Lithology	Limestone	
DSNT	DNSO	DSN Standoff - 0.25 in (6.35 mm) Recommended	0.250	in
DSNT	DNTT	Temperature Correction Type	None	
DSNT	DPRS	DSN Pressure Correction Type	None	
DSNT	SHCO	View More Correction Options	No	
DSNT	UTVD	Use TVD for Gradient Corrections?	No	
DSNT	LHWT	Logging Horizontal Water Tank?	No	
DSNT	UCLA	Classic Neutron Parameter utilized?	No	
DSNT	BHSM	Borehole Size Source Tool	SDLT	
SDLT	CLOK	Process Caliper Outputs?	Yes	
Microlog Pad	MLOK	Process MicroLog Outputs?	Yes	
SDLT Pad	DNOK	Process Density?	Yes	
SDLT Pad	DNOK	Process Density EVR?	No	
SDLT Pad	CB	Logging Calibration Blocks?	No	
SDLT Pad	SPVT	SDLT Pad Temperature Valid?	Yes	
SDLT Pad	DTWN	Disable temperature warning	No	
SDLT Pad	DMA	Formation Density Matrix	2.710	g/cc
SDLT Pad	DFL	Formation Density Fluid	1.000	g/cc
SDLT Pad	BHSM	Borehole Size Source Tool	SDLT	
ACRt Sonde	RTOK	Process ACRt?	Yes	
ACRt Sonde	MNSO	Minimum Tool Standoff	1.50	in
ACRt Sonde	TCS1	Temperature Correction Source	FP Lwr & FP Upr	
ACRt Sonde	TPOS	Tool Position	Free Hanging	
ACRt Sonde	RMOP	Rmud Source	Mud Cell	
ACRt Sonde	RMIN	Minimum Resistivity for MAP	0.20	ohmm
ACRt Sonde	RMAX	Maximum Resistivity for MAP	200.00	ohmm
ACRt Sonde	THQY	Threshold Quality	0.50	
ACRt Sonde	MRFX	Fixed mud resistivity	2000	ohmm
ACRt Sonde	BHSM	Borehole Size Source Tool	SDLT	
ACRt Sonde	MBFL	Apply Corkscrew Effect?	No	

BOTTOM

Data: RUSSEL_RUMBACK\0001 GTET-DSNT-SDLT-ACRT\IDLE **Date: 08-Aug-18 12:57:44**

HALLIBURTON

TOOL STRING DIAGRAM REPORT

Description	Overbody Description	O.D.	Diagram	Sensors @ Delays	Length	Accumulated Length
CH_HOS_I 37.50 lbs	Weak Point 7000 lbs-CH_HOS_I 0.01 lbs	Ø 2.750 in Ø 0.010 in*		Temperature @ 55.29 ft	3.03 ft	56.32 ft
XOHD-12345678 20.00 lbs		Ø 2.750 in Ø 3.625 in			0.95 ft	53.29 ft
SP Sub-11812437 60.00 lbs		Ø 3.625 in		SP @ 50.56 ft	3.74 ft	52.34 ft

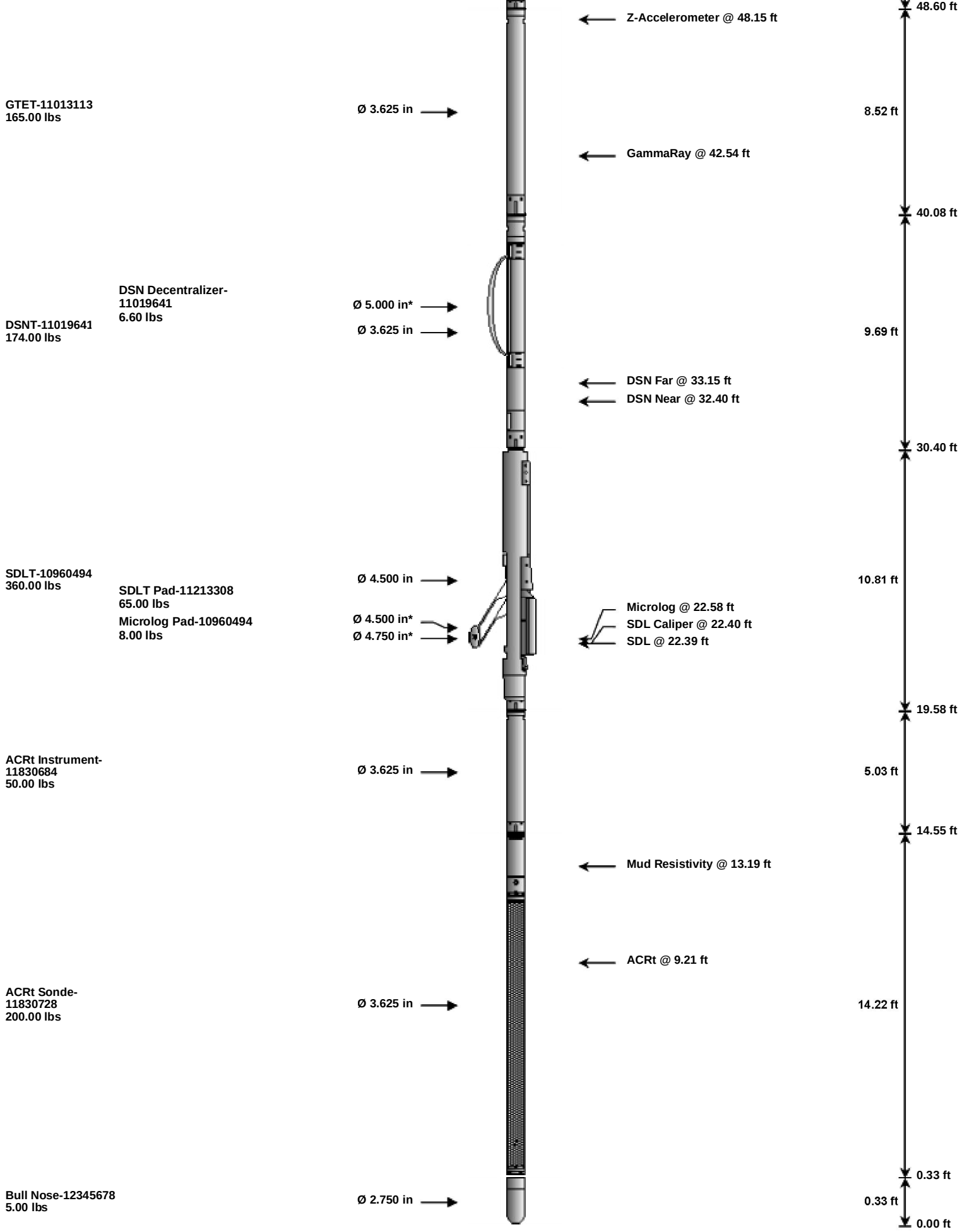

Mnemonic	Tool Name	Serial Number	Weight (lbs)	Length (ft)		Accumulated Length (ft)	Max.Log. Speed (fpm)
CH_HOS	Hostile Cable Head with Load Cell	CH_HOS_I	37.50	3.03		53.29	300.00
WP7K	Weak Point 7000 lbs	CH_HOS_I	0.01	0.01	*	54.09	300.00
XOHD	Hostile to Dits Cross Over	12345678	20.00	0.95		52.34	300.00
SP	SP Sub	11812437	60.00	3.74		48.60	300.00
GTET	Gamma Telemetry Tool	11013113	165.00	8.52		40.08	60.00
DSNT	Dual Spaced Neutron	11019641	174.00	9.69		30.40	60.00

DCNT	DSN Decentralizer	11019641	6.60	5.13	*	33.73	300.00
SDLT	Spectral Density Tool	10960494	360.00	10.81		19.58	60.00
SDLP	Density Insite Pad	11213308	65.00	2.55	*	21.79	60.00
MICP	Microlog Pad	10960494	8.00	1.00	*	22.08	60.00
ACRt	Array Compensated True Resistivity Instrument Section	11830684	50.00	5.03		14.55	120.00
ACRt	Array Compensated True Resistivity Sonde Section	11830728	200.00	14.22		0.33	120.00
BLNS	Bull Nose	12345678	5.00	0.33		0.00	300.00
Total			**1,151.11**	**56.32**			

* Not included in Total Length and Length Accumulation.

Data: RUSSEL_RUMBACK\0001 GTET-DSNT-SDLT-ACRT\IDLE **Date: 08-Aug-18 12:57:55**