DUAL INDUCTION LOG

Company PATTERSON ENERGY
Well RIEMANN J #7
Field KRAFT-PRUSA
County BARTON State KANSAS

Location: API # : 15-009-26459

330' FSL & 330' FEL

SEC 4 TWP 17S RGE 11W

Other Services

ML
CDNL

Elevation

K.B. 1875
D.F. 1873
G.L. 1867

Permanent Datum	Ground Level	Elevation	1867
Log Measured From	KB 8' AGL		
Drilling Measured From	KB		

Date	4/20/26		
Run Number	One		
Depth Driller	3375		
Depth Logger	3375		
Bottom Logged Interval	3373		
Top Log Interval	800		
Casing Driller	8 5/8"@716'		
Casing Logger	716		
Bit Size	7 7/8"		
Type Fluid in Hole	Chemical		
Density / Viscosity	8.9/48		
pH / Fluid Loss	10.0/8.8		
Source of Sample	Pit		
Rm @ Meas. Temp	.65@68degf		
Rmf @ Meas. Temp	.49@68degf		
Rmc @ Meas. Temp	.78@68degf		
Source of Rmf / Rmc	Calculated		
Rm @ BHT	.46@96degf		
Time Circulation Stopped	5:30 AM		
Time Logger on Bottom	7:00 AM		
Maximum Recorded Temperature	96degf		
Equipment Number	T-605		
Location	Hays, KS.		
Recorded By	GUS PFANENSTIEL		
Witnessed By	JASON T. ALM		

<<< Fold Here >>>

All interpretations are opinions based on inferences from electrical or other measurements and we cannot and do not guarantee the accuracy or correctness of any interpretation, and we shall not, except in the case of gross or willful negligence on our part, be liable or responsible for any loss, costs, damages, or expenses incurred or sustained by anyone resulting from any interpretation made by any of our officers, agents or employees. These interpretations are also subject to our general terms and conditions set out in our current Price Schedule.

Comments

NORTH OF CLAFLIN 5 MILES, WEST 1/32,
NORTH INTO.
Thanks for using Gemini Wireline LLC
785-625-1182

MAIN PASS

Database File	periemannj#7oh.db
Dataset Pathname	pass3.1
Presentation Format	kdillinn
Dataset Creation	Mon Apr 20 08:22:34 2026
Charted by	Depth in Feet scaled 1:600

0	GR (GAPI)	150
-100	SP (mV)	100

1000	CILD (mmho/m)	0
10000	LTEN (lb)	0
0	RILD (Ohm-m)	50
0	RLL3 (Ohm-m)	50
50	RILD x 10 (Ohm-m)	500
50	RLL3 x 10 (Ohm-m)	500

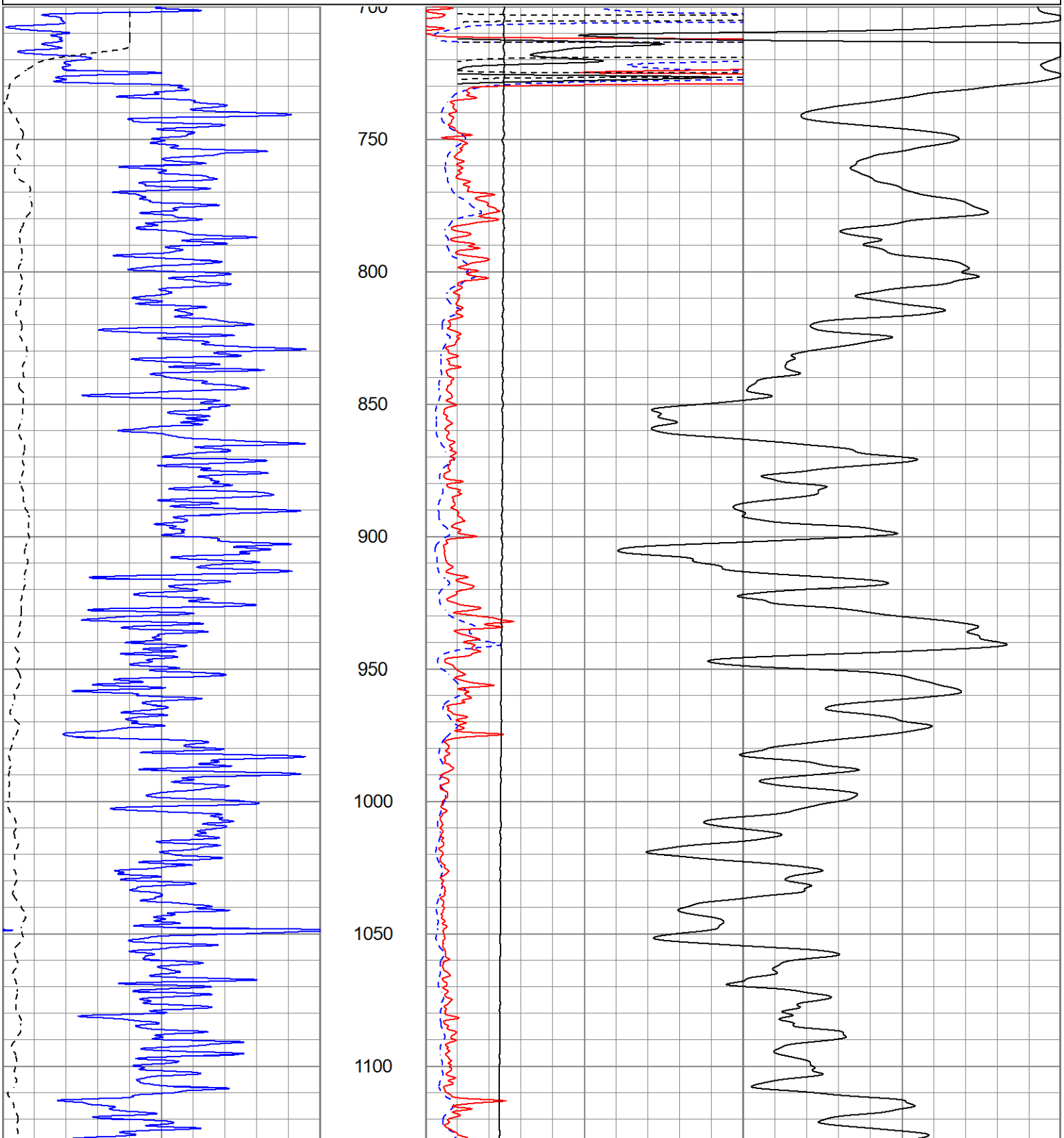

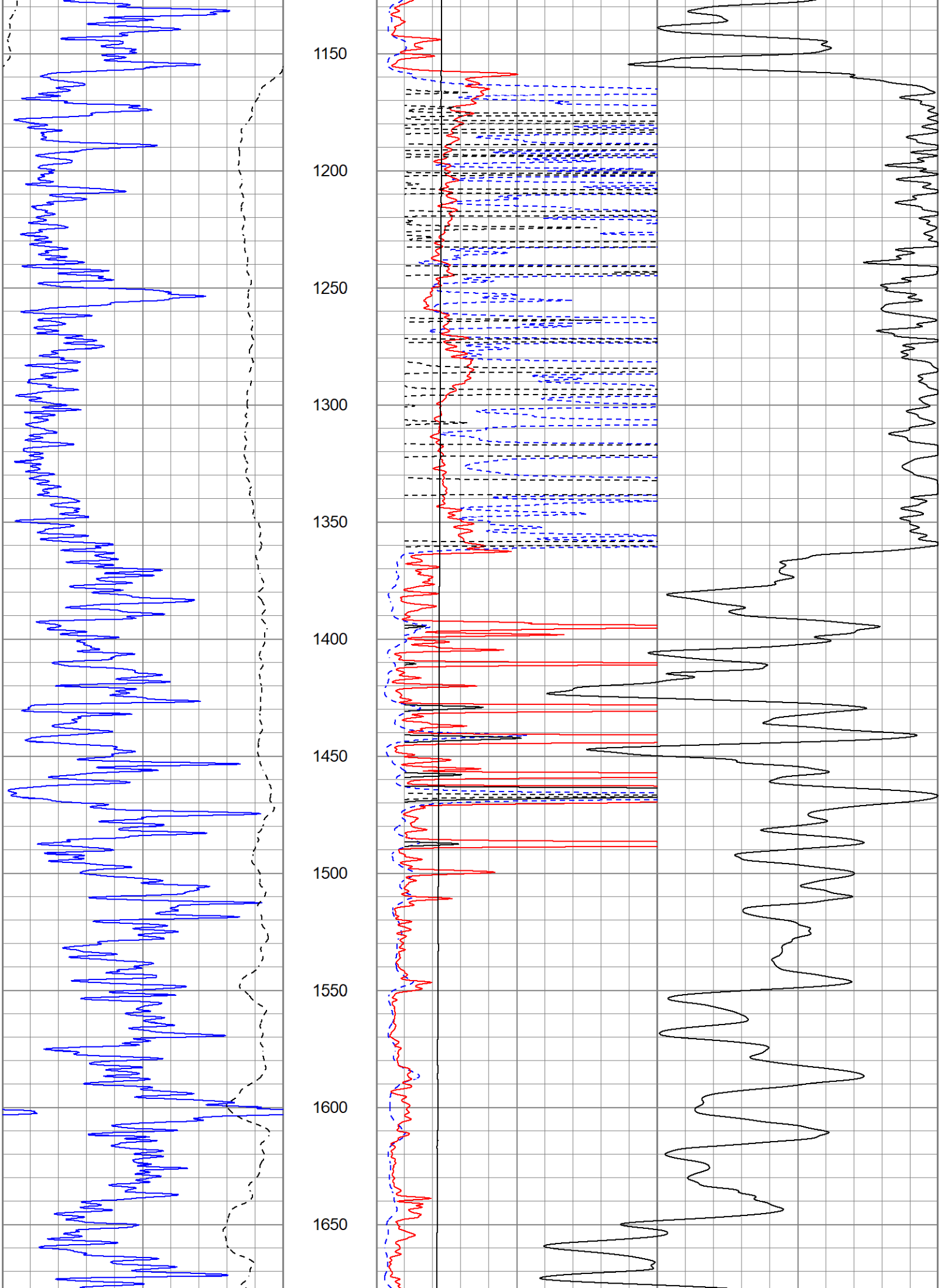
1150
1200
1250
1300
1350
1400
1450
1500
1550
1600
1650

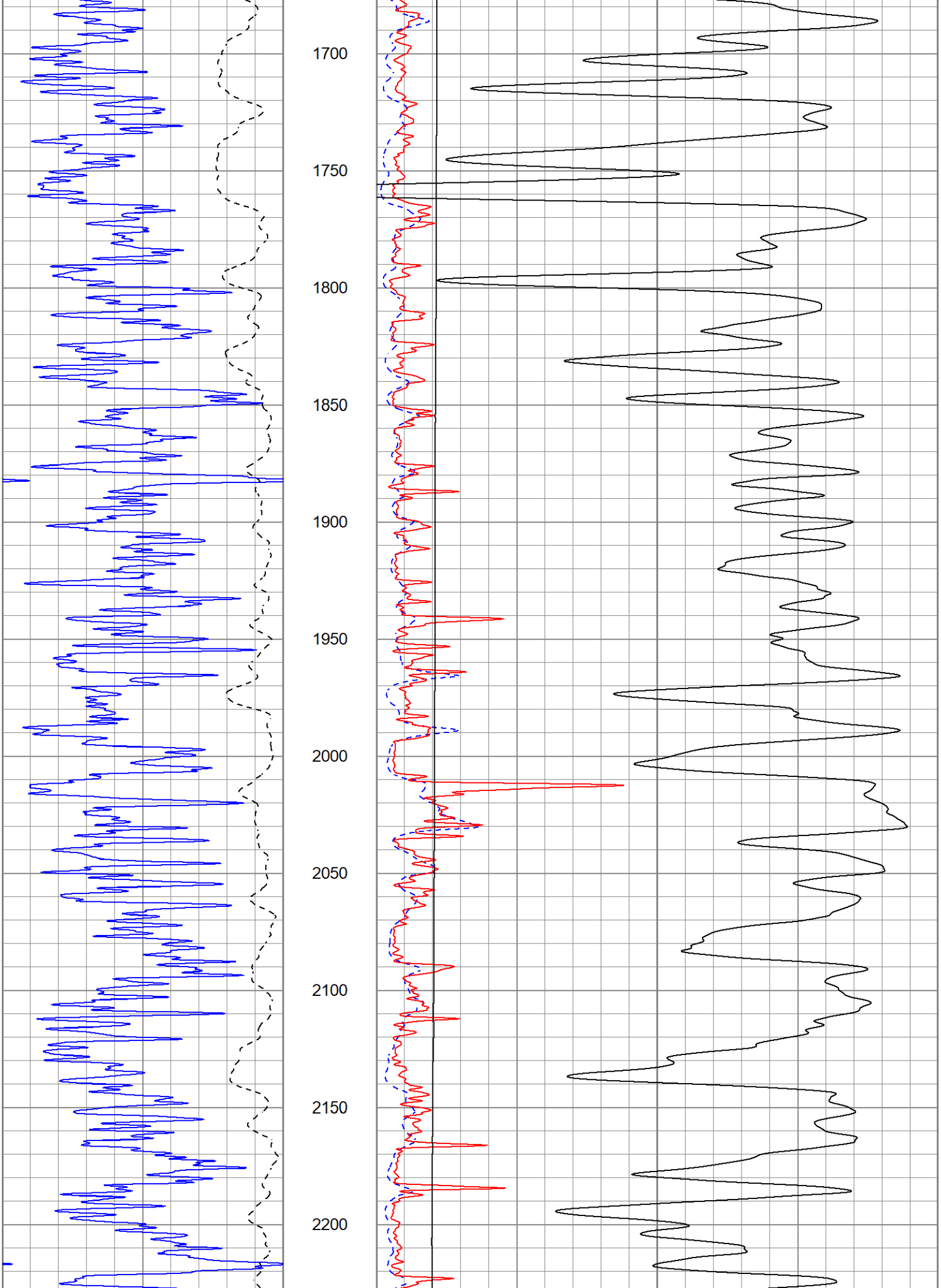
1700
1750
1800
1850
1900
1950
2000
2050
2100
2150
2200

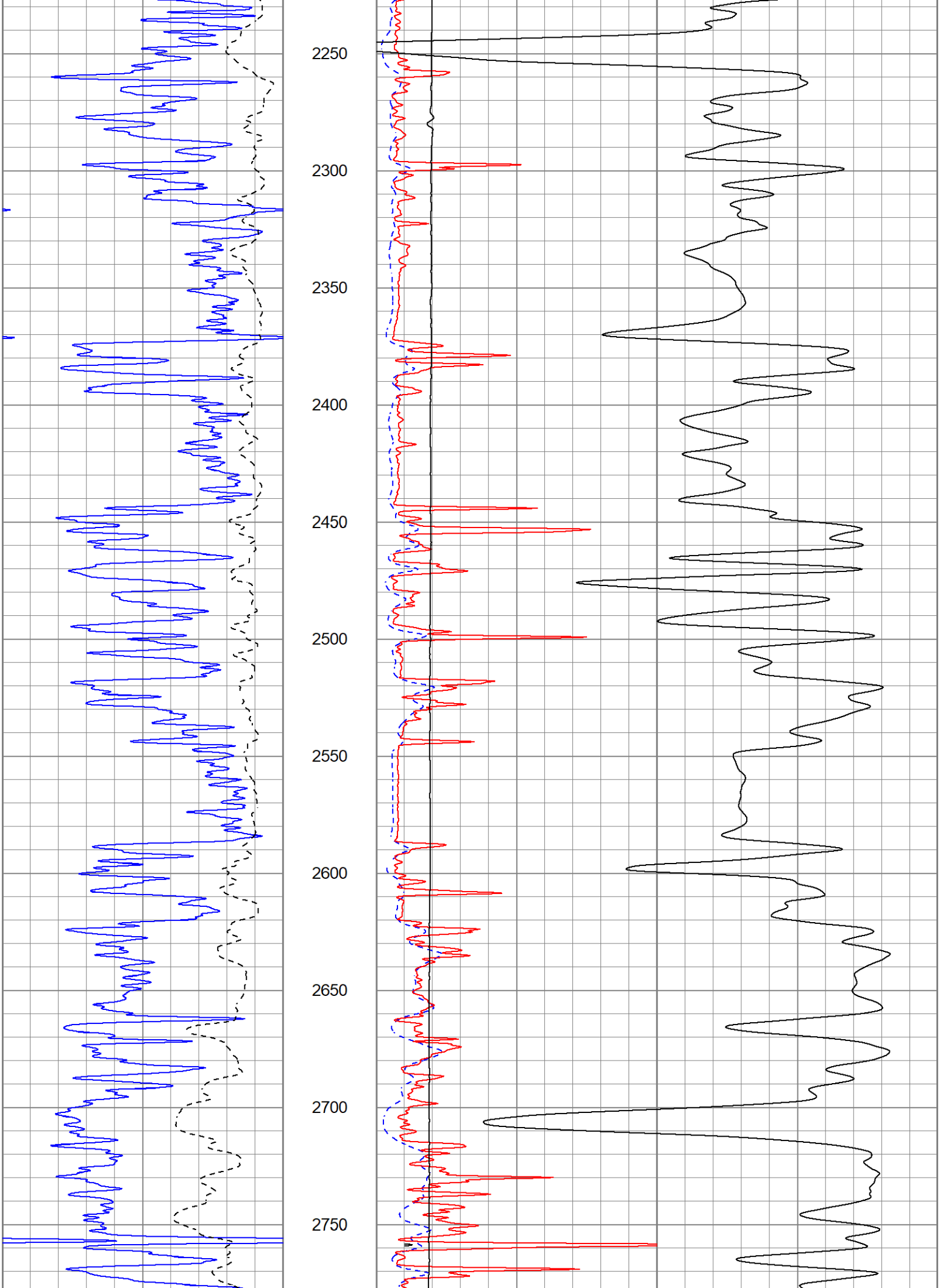
2250
2300
2350
2400
2450
2500
2550
2600
2650
2700
2750

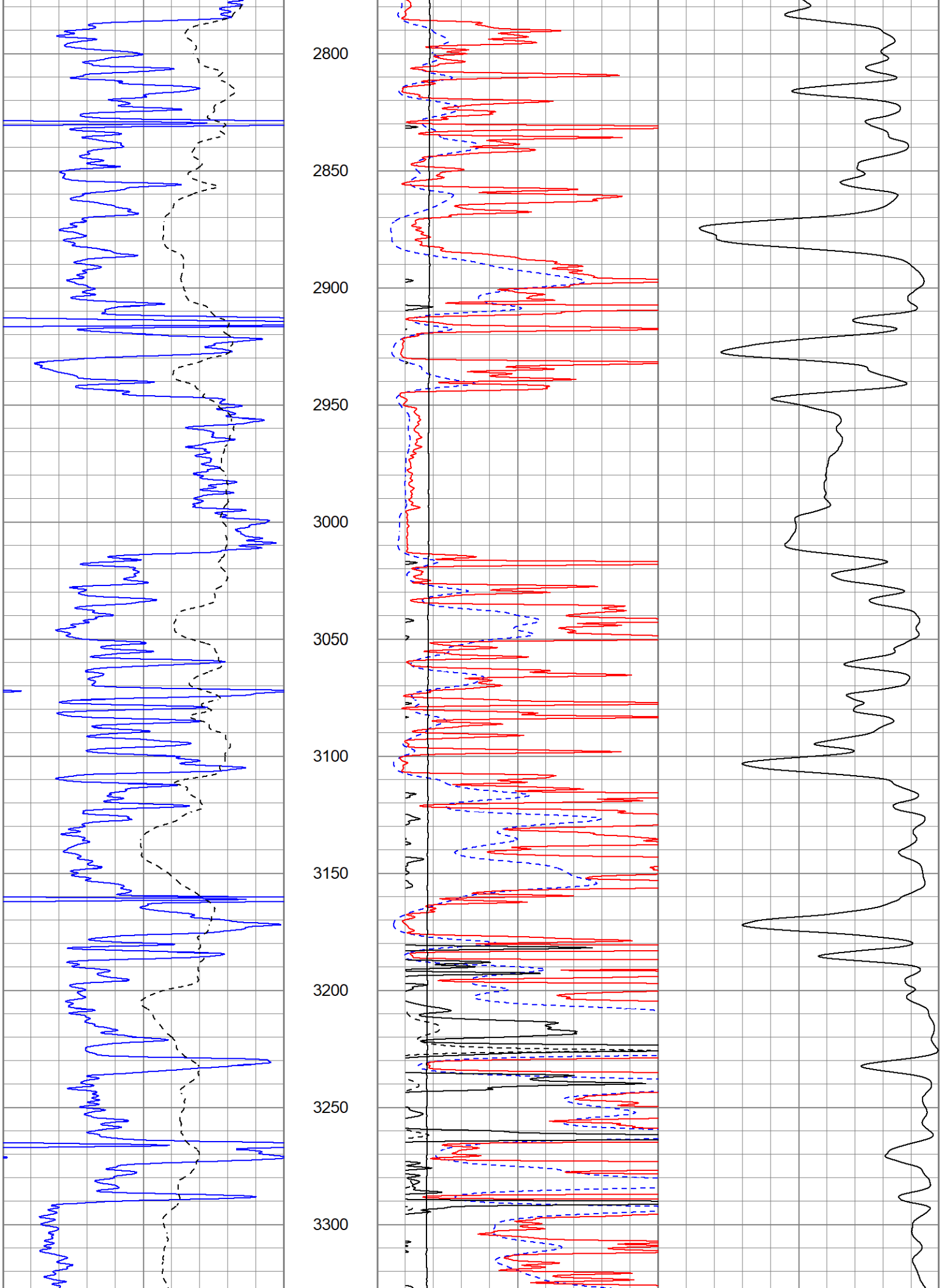
2800
2850
2900
2950
3000
3050
3100
3150
3200
3250
3300



0	GR (GAPI)	150
-100	SP (mV)	100
1000	CILD (mmho/m)	0
10000	LTEN (lb)	0
0	RILD (Ohm-m)	50
0	RLL3 (Ohm-m)	50
50	RILD x 10 (Ohm-m)	500
50	RLL3 x 10 (Ohm-m)	500

MAIN PASS

Database File	periemannj#7oh.db
Dataset Pathname	pass3.1
Presentation Format	kdil
Dataset Creation	Mon Apr 20 08:22:34 2026
Charted by	Depth in Feet scaled 1:240

0	GR (GAPI)	150
-100	SP (mV)	100
0.2	RILD (Ohm-m)	2000
0.2	RLL3 (Ohm-m)	2000
0.2	RILM (Ohm-m)	2000

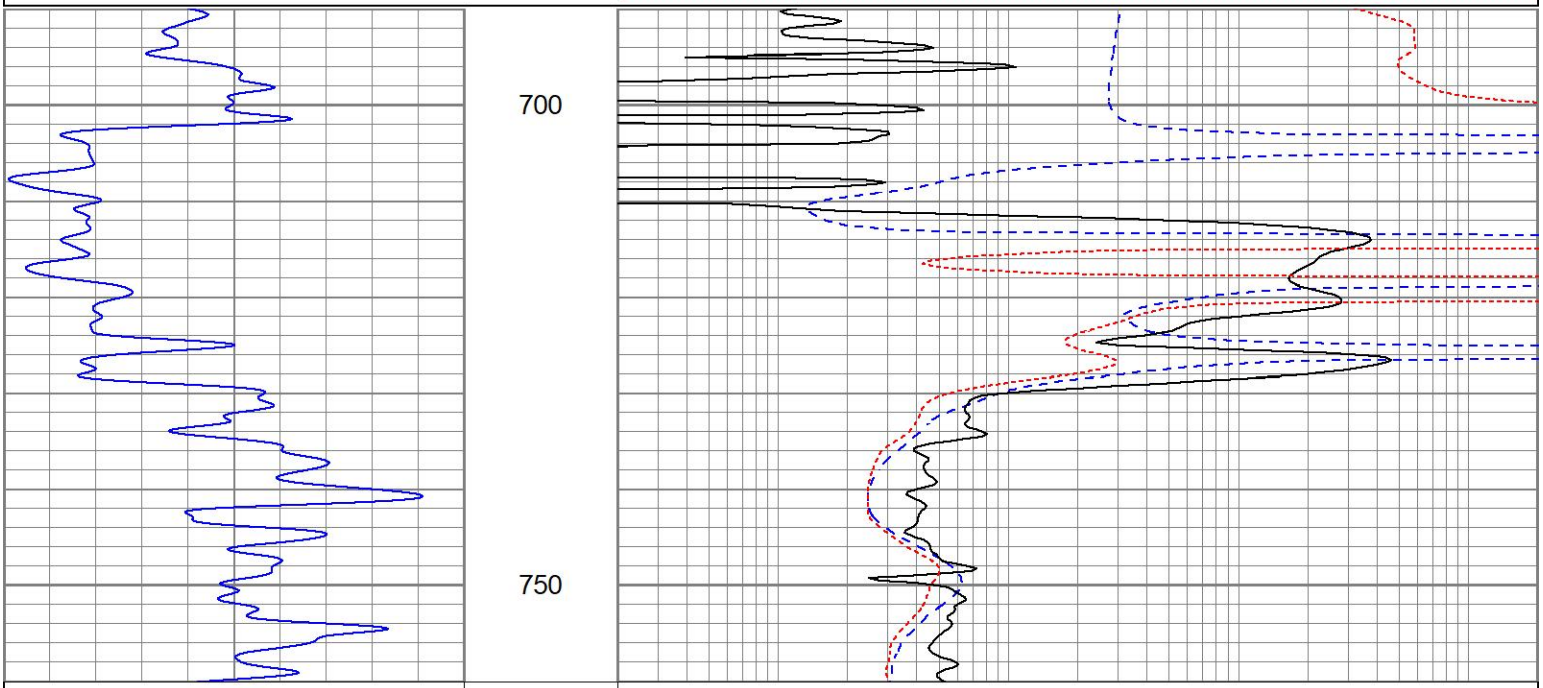

0	GR (GAPI)	150
-100	SP (mV)	100
0.2	RILD (Ohm-m)	2000
0.2	RLL3 (Ohm-m)	2000
0.2	RILM (Ohm-m)	2000

MAIN PASS

Database File	periemannj#7oh.db
Dataset Pathname	pass3.1
Presentation Format	kdil
Dataset Creation	Mon Apr 20 08:22:34 2026
Charted by	Depth in Feet scaled 1:240

0	GR (GAPI)	150
-100	SP (mV)	100

0.2	RILD (Ohm-m)	2000
0.2	RLL3 (Ohm-m)	2000
0.2	RILM (Ohm-m)	2000

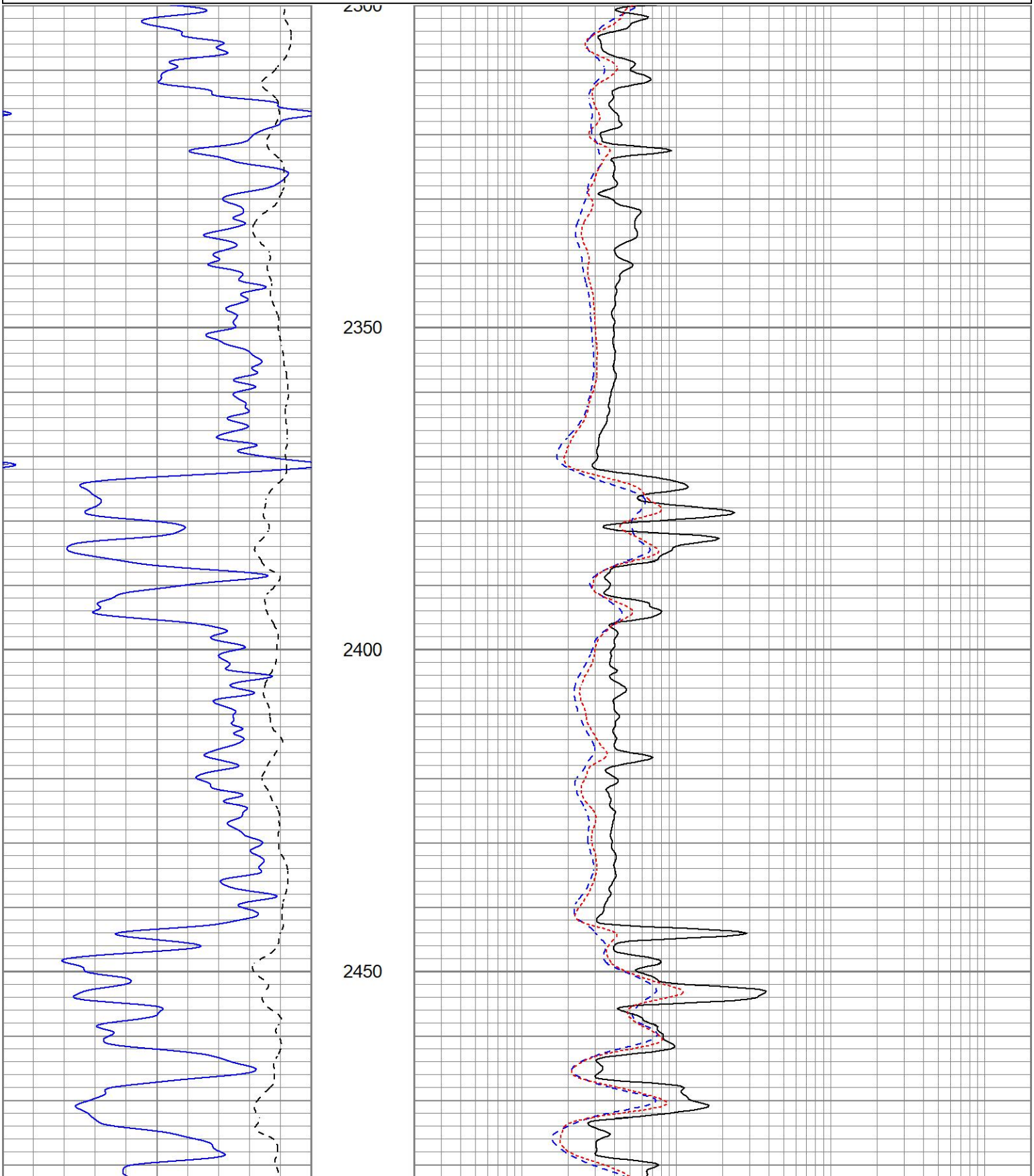

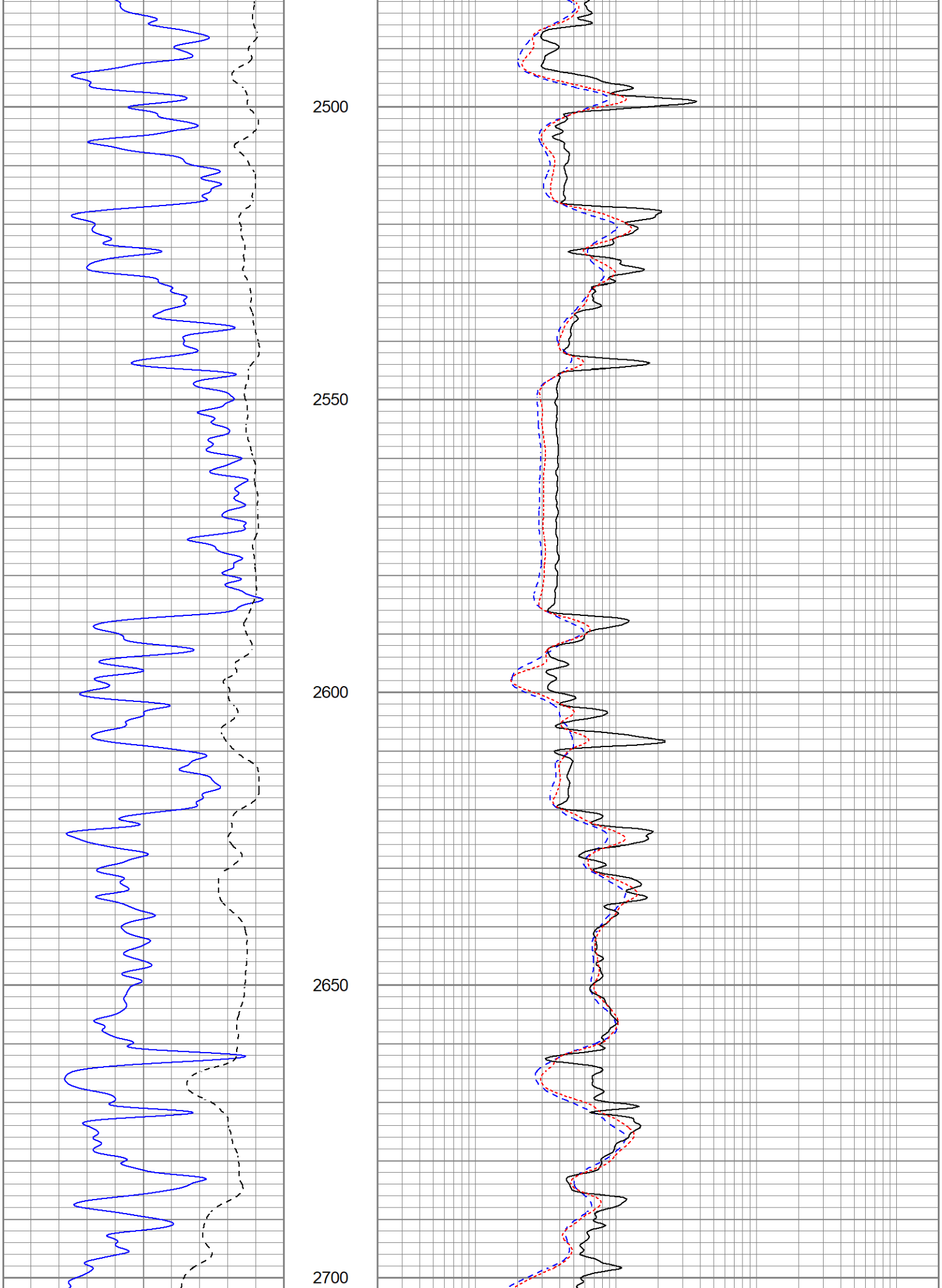
2500
2550
2600
2650
2700

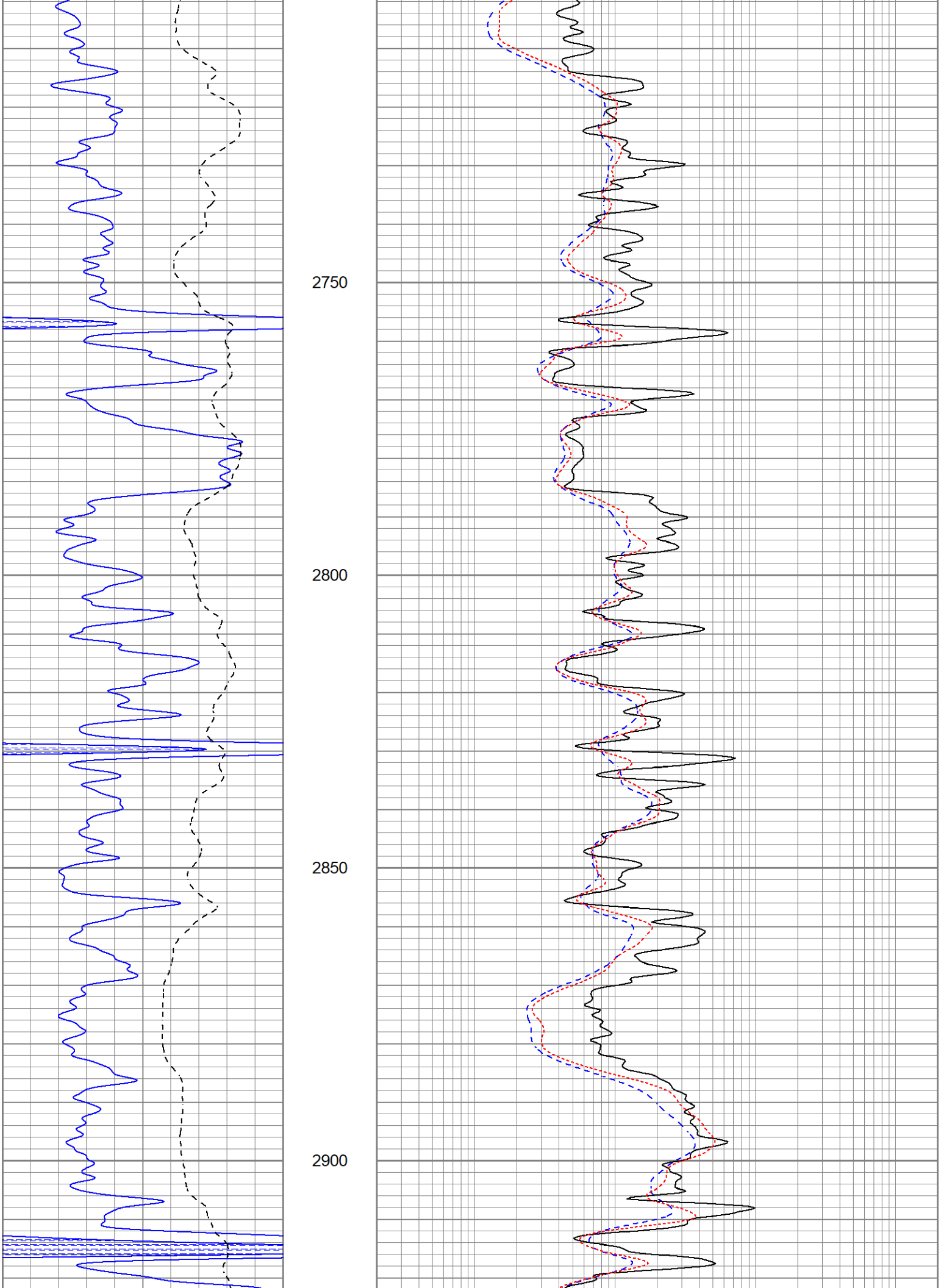
2750
2800
2850
2900

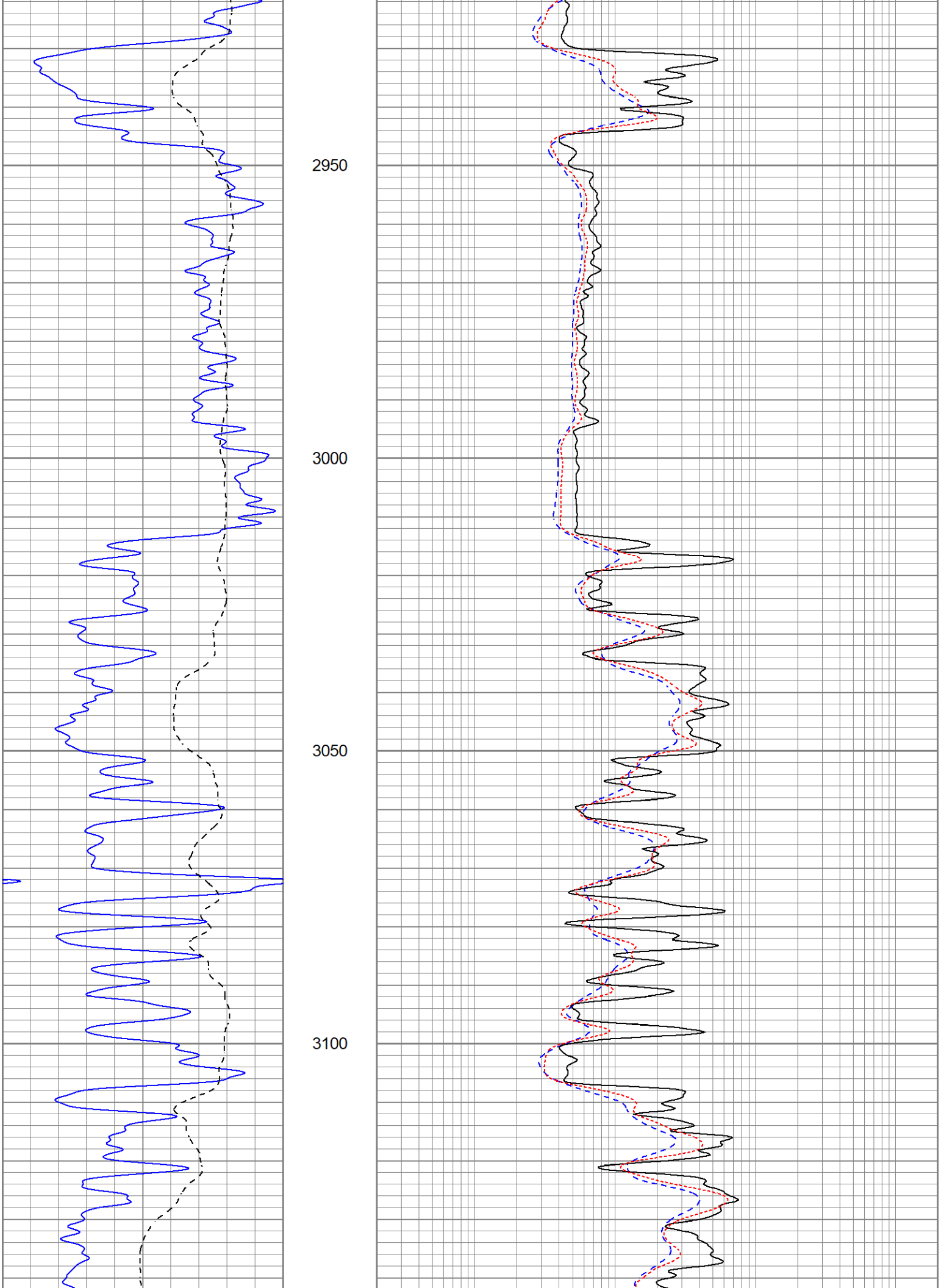
2950
3000
3050
3100

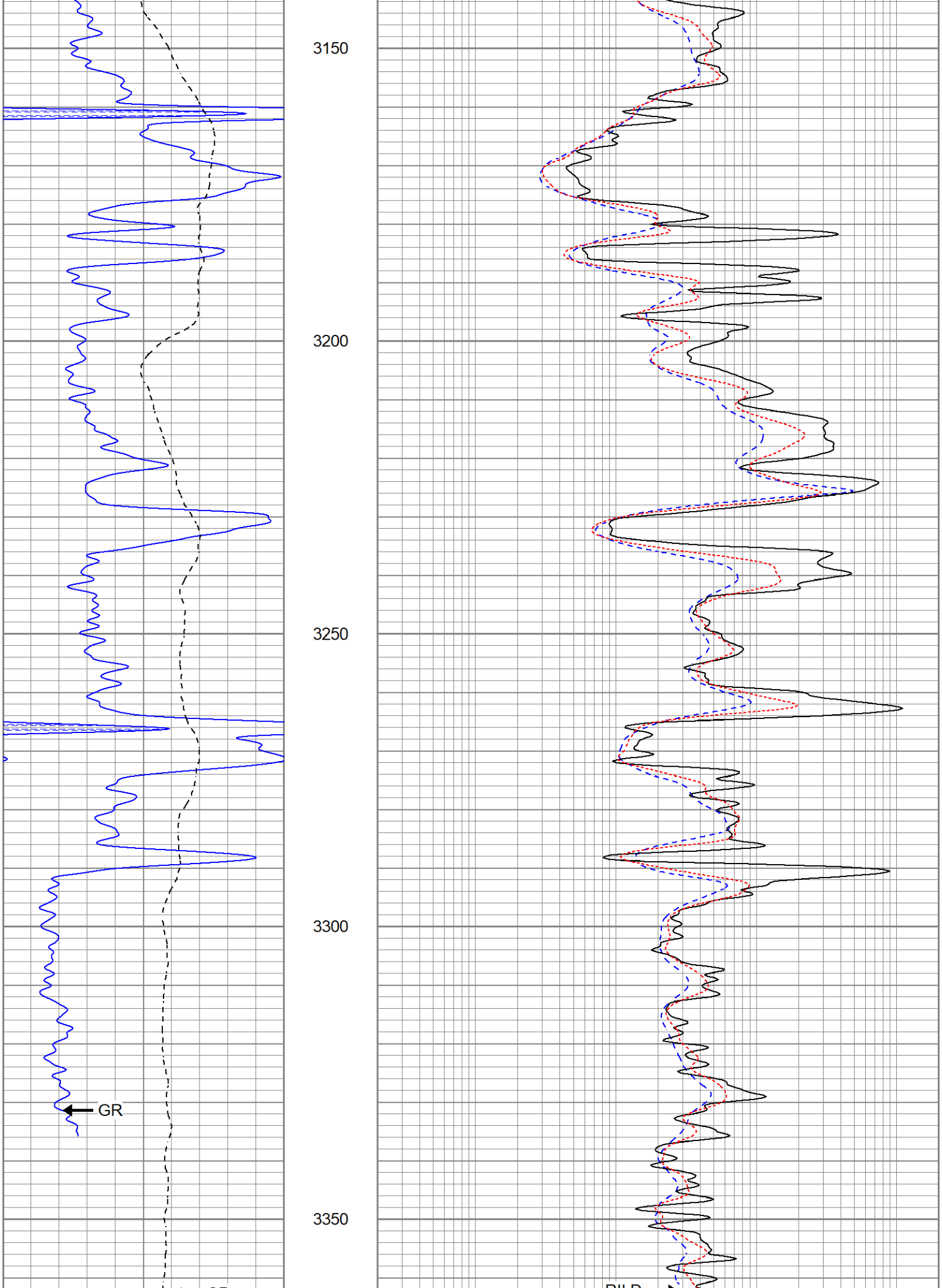
3150
3200
3250
3300
3350
GR

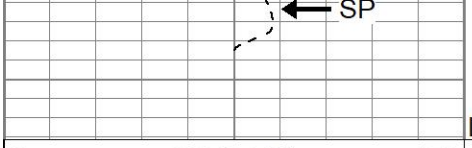

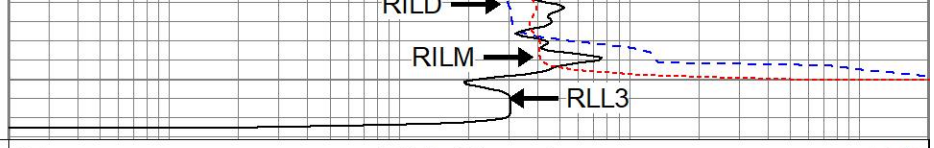

LTD 3375

0	GR (GAPI)	150
-100	SP (mV)	100

0.2	RILD (Ohm-m)	2000
0.2	RLL3 (Ohm-m)	2000
0.2	RILM (Ohm-m)	2000

REPEAT SECTION

Database File	periemannj#7oh.db
Dataset Pathname	pass2.1
Presentation Format	kdil
Dataset Creation	Mon Apr 20 08:27:52 2026
Charted by	Depth in Feet scaled 1:240

0	GR (GAPI)	150
-100	SP (mV)	100

0.2	RILD (Ohm-m)	2000
0.2	RLL3 (Ohm-m)	2000
0.2	RILM (Ohm-m)	2000

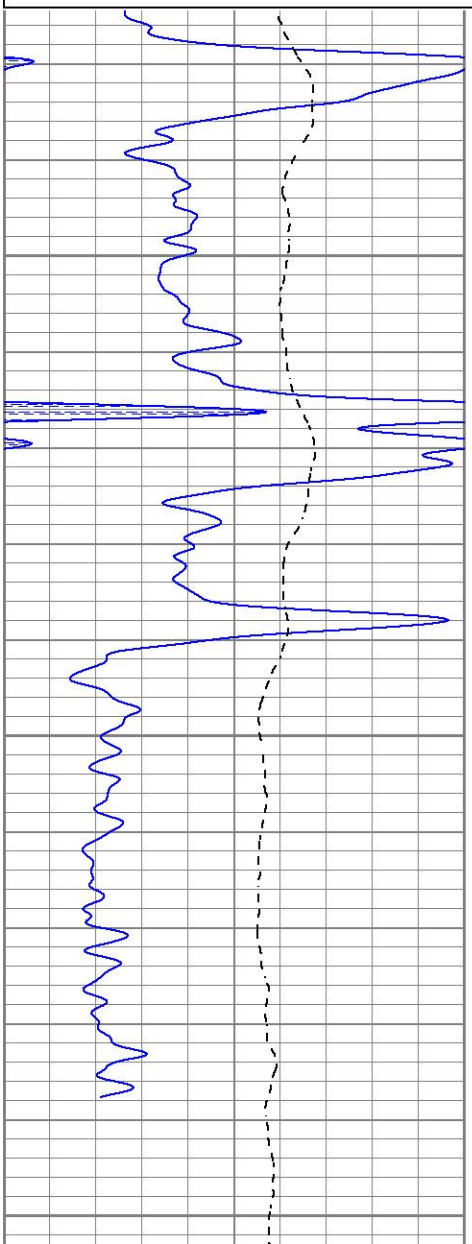

3250

3300

3350

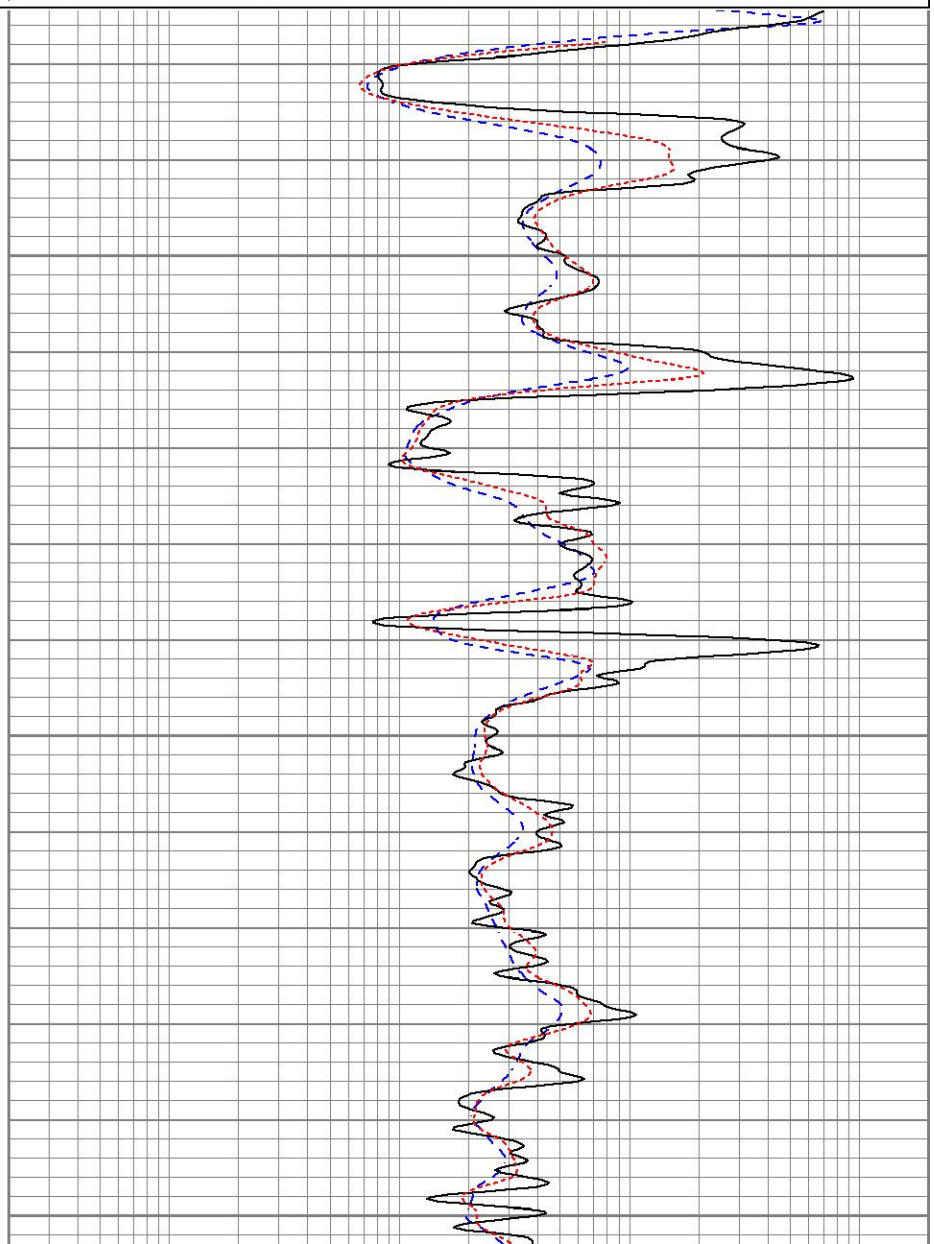

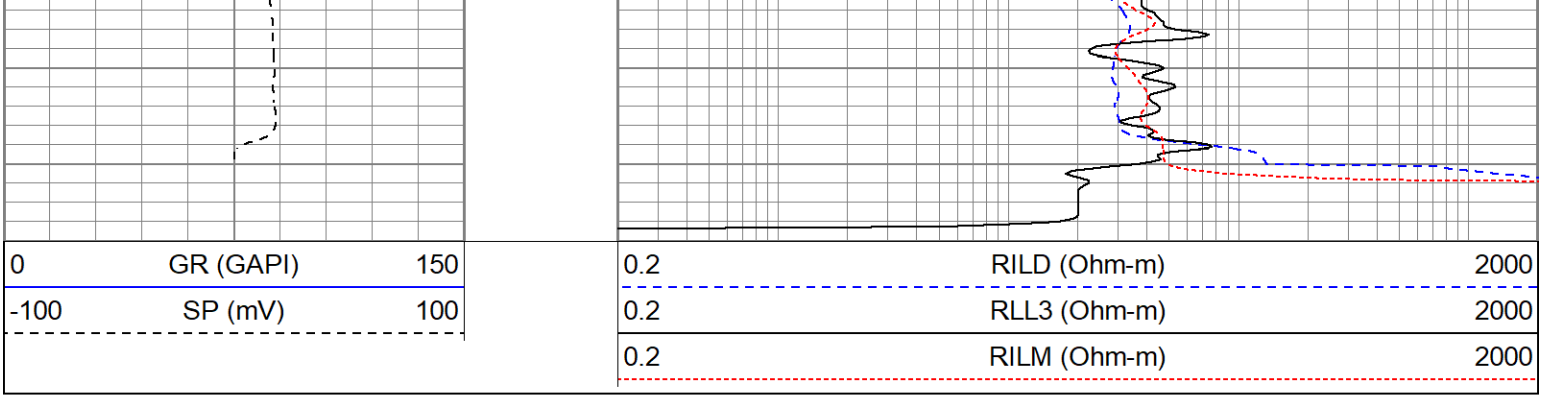

Calibration Report

Database File periemannj#7oh.db
Dataset Pathname pass2.1
Dataset Creation Mon Apr 20 08:27:52 2026

Dual Induction Calibration Report

Serial-Model: 1842-ADM
Surface Cal Performed: Mon Sep 20 22:00:42 2021
Downhole Cal Performed: Thu Sep 14 13:06:48 2023
After Survey Verification Performed: Thu Sep 14 13:02:29 2023

Surface Calibration

	Readings			References			Results	
Loop:	Air	Loop		Air	Loop		m	b
Deep	0.018	0.672	V	0.000	350.000	mmho/m	535.475	-9.896
Medium	0.003	0.769	V	0.000	400.000	mmho/m	522.607	-1.745
Internal:	Zero	Cal		Zero	Cal		m	b
Deep	0.018	0.672	V	0.000	350.000	mmho/m	535.240	-9.549
Medium	0.003	0.768	V	0.000	550.000	mmho/m	718.637	-2.088

Downhole Calibration

	Readings			References			Results	
Internal:	Zero	Cal		Zero	Cal		m	b
Deep	-0.210	349.810	mmho/m	-0.343	349.810	mmho/m	1.000	-0.133
Medium	6.952	396.760	mmho/m	-0.226	399.745	mmho/m	1.026	-7.360
Shallow	2.495	0.026	V	500.000	2.000	Ohm-m	201.711	-3.319

After Survey Verification

	Readings			Targets			Results	
Internal:	Zero	Cal		Zero	Cal		m'	b'
Deep	0.000	0.000	mmho/m	32.030	5.643	mmho/m	1.000	-0.133
Medium	0.000	0.000	mmho/m	6.952	396.760	mmho/m	1.026	-7.360
Shallow	0.000	0.000	Ohm-m	500.000	2.000	Ohm-m	1.000	0.000

Admyr Lithodensity Calibration Report

Serial-Model: 1C-C
Source: Blue2
Master Calibration Performed: Tue Oct 7 09:19:34 2025

Master Calibration

	Density		Far Detector	Near Detector	
Magnesium	1.790	g/cc	5395.42	4600.53	cps
Aluminium	2.650	g/cc	1513.92	3118.74	cps
Aluminium+Sleeve	2.617	g/cc	1410.33	2784.25	cps

Spine Angle = 72.99 Density/Spine Ratio = 0.647

	PE		NLITH	NHARD	
Magnesium	1.928	barn	3883.75	4301.83	cps
Aluminium	5.230	barn	748.77	1477.57	cps
Aluminium+Sleeve	6.800	barn	619.10	1414.49	cps

M = 0.809 B = -0.212 R = 1.000

	Size		Reading	
Small Ring	8.00	in	2.84	V
Large Ring	14.00	in	4.05	V

Neutron Calibration Report

Serial Number:	AD5139	
Tool Model:	ADMY5139	
Performed:	(Not Performed)	
Calibrator Value:	1	NAPI
Calibrator Reading:	1	cps
Sensitivity:	1	NAPI/cps

Temperature Calibration Report

Serial Number:	WithMC			
Tool Model:	WMC			
Performed:	Fri Apr 19 12:15:04 2019			
	Reference		Reading	
Low Reference:	0.00	degF	0.00	degF
High Reference:	1.00	degF	1.00	degF
Gain:	1.00			
Offset:	0.00			
Delta Spacing	1			

Inclinometer Calibration Report

Performed: Wed May 5 19:20:48 2021

	Low Read.	High Read.	Low Ref.	High Ref.	
X Accelerometer	205.00	1843.00	-1.00	1.00	gee
Y Accelerometer	205.00	1843.00	-1.00	1.00	gee
Z Accelerometer					gee

Gamma Ray Calibration Report

Serial Number: WithMC

Tool Model:	WMC	
Performed:	Sat Apr 6 22:30:37 2024	
Calibrator Value:	1.0	GAPI
Background Reading:	0.0	cps
Calibrator Reading:	1.0	cps
Sensitivity:	1.0000	GAPI/cps